

















01

RECESSED SPOTLIGHTS

Proyectores Empotrados

Встраиваемые направленные светильники

	MOVE IT round	028		SASSO offset	072
	MOVE IT square	030		SASSO ball	080
	GAP	032		SASSO r l	086
	INVISIBLE round	036		CLAX	094
	INVISIBLE retro	042		KICK ME	096
	INVISIBLE square	046		MITO	098
	BUBBLE	052		MITO frame	110
	SASSO k kl	056		NO NAME	118

MOVE IT 45 round



E

Round spotlights made of aluminium
 Surface alu or matt black anodised
 Patented ball catch system toolless adjustment at 3 heights (0/25/35mm)
 For plasterboard ceilings from 10-25mm for trimless installation
 Version with frame available in chrome or black
 Available in 2700K, 3000K, 4000K
 Highly efficient LEDs with high CRI
 Including converter, optionally with DALI converter

ESP

Proyectores redondos de aluminio
 Superficie en aluminio o negro, anodizado mate
 Ajustable a 3 alturas (0/25/35mm) sin herramientas mediante captura de esfera
 Para techos de cartón yeso de 10-25mm para empotrado sin borde
 Versión con marco disponible en cromo o negro
 Disponible en colores de luz de 2700K, 3000K, 4000K
 LED de alta eficiencia con alta reproducción cromática
 Inclusive transformador, opcional con transformador para DALI

RU

Круглый SPOT из алюминия
 Поверхность алюминий, или анодированный черный матовый
 Регулируемая система крепления на трех уровнях: (0/25/35мм)
 Для потолков из гипсокартона от 10 до 25мм для монтажа без рамок
 Хромированная или черная рамка
 Цветовая температура: 2700K, 3000K, 4000K
 Энергоэффективные LED с высоким индексом цветопередачи
 Включен конвертер, опционально DALI

INSET

		e² LED	MOVE IT 45 ROUND TYPE 5W LED 220 lm* 220-240V	CODE 063-0010###M
		e² LED	MOVE IT 45 ROUND wallwasher TYPE 5W LED 200 lm* 220-240V	CODE 063-0110###M

LED COLOUR TEMPERATURE

4	5	6	063-...4... 2700K 063-...5... 3000K 063-...6... 4000K
---	---	---	---

* Luminous Flux (3000K)

CONTROL

1 non dimmable	3 DIM DALI	063-...1... non dimmable 063-...3... DIM DALI
----------------	------------	--

COLOUR

6	8	063-...6... anodised aluminium 063-...8... anodised black
---	---	--

MOUNTING


	100x100	MOUNTING HOUSING TRIMLESS 1 lamp TYPE MOVE IT 45 L/B/H (MM) 97/97/60	CODE 063-0610017
	100x191	MOUNTING HOUSING TRIMLESS 2 lamps TYPE MOVE IT 45 L/B/H (MM) 188/97/60	CODE 063-0620017
	100x282	MOUNTING HOUSING TRIMLESS 3 lamps TYPE MOVE IT 45 L/B/H (MM) 279/97/60	CODE 063-0630017
	ø 62	MOUNTING HOUSING WITH TRIM 1 lamp TYPE MOVE IT 45 L/B/H (MM) 70/70/62	CODE 063-066001#
	62x128	MOUNTING HOUSING WITH TRIM 2 lamps TYPE MOVE IT 45 L/B/H (MM) 140/70/62	CODE 063-067001#
	62x198	MOUNTING HOUSING WITH TRIM 3 lamps TYPE MOVE IT 45 L/B/H (MM) 210/70/62	CODE 063-068001#

COLOUR

4	8	063-...4... chrome 063-...8... black
---	---	---

ACCESSORY

	SEE PAGE 731 FOR MORE ACCESSORIES XAL DALI push button unit XAL DALI touch panel
--	---



MOVE IT 45 square

30



E

Square spotlight made of aluminium
Surface alu or matt black anodised
Patented ball catch system toolless adjustment at 3 heights (0/25/35mm)
For plasterboard ceilings from 10-25mm for trimless installation
Version with frame available in chrome or black
Available in 2700K, 3000K, 4000K
Highly efficient LEDs with high CRI
Including converter, optionally with DALI converter

ESP

Proyector cuadrado de aluminio
Superficie en aluminio o negro, anodizado mate
Ajustable a 3 alturas (0/25/35mm) sin herramientas mediante captura de esfera
Para techos de cartón yeso de 10-25mm para empotrado sin borde
Versión con marco disponible en cromo o negro
Disponibles en colores de luz de 2700K, 3000K, 4000K
LED de alta eficiencia con alta reproducción cromática
Inclusivo transformador, opcional con transformador para DALI

RU

Квадратный Spot из алюминия
Поверхность алюминий, или анодированный черный матовый
Регулируемая система крепления на трех уровнях: (0/25/35мм)
Для потолков из гипсокартона от 10 до 25мм для монтажа без рамок
Хромированная или черная рамка
Цветовая температура: 2700K, 3000K, 4000K
Энергоэффективные LED с высоким индексом цветопередачи
Включен конвертер, опционально DALI

INSET

		e² LED TYPE 5W LED 220 lm* CODE 063-0310###M
		e² LED TYPE 5W LED 200 lm* CODE 063-0410###M

LED COLOUR TEMPERATURE

4	5	6	063-...4... 2700K 063-...5... 3000K 063-...6... 4000K
---	---	---	---

* Luminous Flux (3000K)

CONTROL

1 non dimmable	3 DIM DALI	063-...1... non dimmable 063-...3... DIM DALI/ touch DIM
----------------	------------	---

COLOUR

6	8	063-...6... anodised aluminium 063-...8... anodised black
---	---	--

MOUNTING

	100x100 	MOUNTING HOUSING TRIMLESS 1 lamp TYPE MOVE IT 45 L/B/H (MM) 97/97/60 CODE 063-071001#
	100x191 	MOUNTING HOUSING TRIMLESS 2 lamps TYPE MOVE IT 45 L/B/H (MM) 188/97/60 CODE 063-072001#
	100x282 	MOUNTING HOUSING TRIMLESS 3 lamps TYPE MOVE IT 45 L/B/H (MM) 279/97/60 CODE 063-073001#
	60x60 	MOUNTING HOUSING WITH TRIM 1 lamp TYPE MOVE IT 45 L/B/H (MM) 70/70/62 CODE 063-076001#
	60x125 	MOUNTING HOUSING WITH TRIM 2 lamps TYPE MOVE IT 45 L/B/H (MM) 140/70/62 CODE 063-067001#
	60x195 	MOUNTING HOUSING WITH TRIM 3 lamps TYPE MOVE IT 45 L/B/H (MM) 210/70/62 CODE 063-078001#

COLOUR

4	8	063-...4... chrome 063-...8... black
---	---	---

ACCESSORY

SEE PAGE 731 FOR MORE ACCESSORIES
XAL DALI push button unit
XAL DALI touch panel





E

Rectangular profile made of aluminium, black anodised
 Suitable for flush, trimless installation
 in plasterboard ceilings from 10-25mm
 Visible light slot 26mm width
 Highly efficient LEDs with high CRI
 Optionally with fixed or rotatable LED-element

ESP

Perfil rectangular de aluminio anodizado en negro
 Adecuada para el empotrado sin borde enrasado en techos de
 cartón yeso de 10-25mm
 Franja de luz visible de 26mm de ancho
 LED de alta eficiencia con alta reproducción cromática
 Opcional con unidad de LED fija o girable

RU

Черный анодированный профиль из алюминия
 Подходит для безрамочного монтажа вровень с потолком
 В гипсокартонные потолки от 10 до 25мм
 Ширина светового отверстия 26мм
 Энергоэффективные LED с высоким индексом цветопередачи
 Опционально с фиксированными или вращающимися LED элементами

TYPE

e² LED

TYPE	L (MM)	CODE
2,2W LED 135 lm*	125	051-0#40#8#
3,3W LED 205 lm*	185	051-0#41#8#
4,4W LED 260 lm*	245	051-0#42#8#
5,5W LED 340 lm*	305	051-0#43#8#
11W LED 680 lm*	605	051-0#44#8#
16,5W LED 1010 lm*	905	051-0#45#8#
22W LED 1350 lm*	1205	051-0#46#8#

INSET

051- 1..... fix
 5..... turn

LED COLOUR TEMPERATURE

051-...4... 2700K
 5... 3000K
 6... 4000K

* Luminous Flux (3000K)

CONTROL

051-...1... non dimmable
 2... dimmable

BEAM ANGLE

051-...S spot 18°
M medium 26°

SUPPLY

LED CONVERTER 24V DC, supply 100-240V AC

TYPE	ENECE appr.	L/B/H (MM)	CODE
12W max. 8 LED	ENECE appr.	85/41/22	002-60013
20W max. 13 LED	ENECE appr.	167/39/30	002-60021
30W max. 20 LED	ENECE appr.	246/30/16	002-60030

LED CONVERTER 24V DC, supply 220-240V AC

TYPE	ENECE appr.	L/B/H (MM)	CODE
60W max. 40 LED	ENECE appr.	174/77/31	002-60060

NANO POWER CABLE 2x0,252mm²


L (MM)	CODE
1500 1xplug end sleeve	007-1914520
2500 1xplug end sleeve	007-1914620
4000 1xplug end sleeve	007-1914720
6000 1xplug end sleeve	007-1914820
9000 1xplug end sleeve	007-1914920

connection from NANO to converter, non dimmable


DIMMABLE ACCESSORIES

SEE PAGE 307 FOR DIMMABLE ACCESSORIES
 LED Converter dimmable
 Dim Controller
 Cable









E

Gypsum housing for trimless installation in plasterboard ceilings
 Suitable for plasterboard ceilings from 10-25mm
 Calm ceiling scene by using offset spotlight
 Order SASSO spotlight made of aluminium separately
 Patented ball catch system installs without tools
 Spotlight 355° rotatable and 45° tiltable
 Versions with highly efficient LEDs available with high CRI
 Filters, lenses, louvers (max. 1), RGB-LED inset as accessory

ESP

Carcasa de yeso para empotrado sin bordes en techos de cartón yeso
 Adecuada para techos de cartón yeso de 10-25mm
 Imagen tranquila en el techo mediante reflector emplazado en el interior
 Pedir proyector SASSO de aluminio por separado
 Integrado sin herramientas mediante la patentada captura de esfera
 Reflector girable 355° y orientable 45°
 Versiones con LED de alta eficiencia disponibles con alta reproducción cromática
 Filtros, lentes, louver (máx. 1 unidad), LED-RGB inset como accesorios

RU

Встраиваемый корпус из гипса для безрамочного монтажа
 Для потолков из гипсокартона толщиной 10-25мм
 Мягкая засветка засчет утопленных спотов
 Вставка SASSO, изготавливаемая из алюминия, заказывается отдельно
 Специальное монтажное крепление для легкого монтажа
 Spotlight с возможностью поворота на 355° и наклона на 45°
 Доступны версии с энергоэффективными LED с высоким индексом цветопередачи
 Аксессуары: фильтры, линзы, антистлепающие решетки, вставка RGB-LED

INSET 80		SASSO 80 K SPOTLIGHT	
		e² LED	TYPE 7W LED 460 lm* 9W LED 640 lm*
	135 ø 80		CODE 052-0311###_ 052-0312###_
		220-240V	
		SASSO 80 K SPOTLIGHT	
		e² LED	TYPE 1x50W QR-CBC51 1x20W HIPAR51
	135 ø 80		CODE 052-131301# 052-131601#
	135 ø 80	QR-CBC51 HIPAR51	I See page 56 for SASSO 80 spotlights
		12V 220-240V	

INSET 100		SASSO 100 K SPOTLIGHT	
		e² LED	TYPE 7W LED 460 lm* 9W LED 640 lm* 15W LED 1000 lm*
	180 ø 98		CODE 052-0411###_ 052-0412###_ 052-0413###_
		220-240V	I See page 58 for SASSO 100 spotlights

INSET 150		SASSO 150 K PLUS SPOTLIGHT	
		e² LED	TYPE 35W LED 2400 lm* 35W LED emergency 3h
	180 ø144		CODE 052-0681###_ 052-0681###_ NL3
		220-240V	I See page 62/68 for SASSO 150 spotlights

LED COLOUR TEMPERATURE	
4	5
6	
* Luminous Flux (3000K flood)	

CONTROL	
non dimmable	DIM DALI
1	3
052-...1... non dimmable 3... DIM DALI / touch DIM	


COLOUR			
6	7	8	P
052-...6... grey 7... white 8... black P... white/black (not for SASSO 80 LED)			

REFLECTOR		
S	M	F
052-...S... spot 14° M... medium 24° F... flood 38°		
I Spot not available for SASSO 80		

MOUNTING		MOUNTING HOUSING 80 TRIMLESS 1 lamp	
		COLOUR white gypsum	H (MM) 47 + H Inset
	118x118 114 H ø 90	CODE 060-02617	
		MOUNTING HOUSING 80 TRIMLESS 2 lamps	
		COLOUR white gypsum	H (MM) 47 + H Inset
	118x209 205 114 H ø 90 180	CODE 060-02627	
		MOUNTING HOUSING 100 TRIMLESS 1 lamp	
		COLOUR white gypsum	H (MM) 59 + H Inset
	138x138 134 H ø 108	CODE 060-02517	
		MOUNTING HOUSING 100 TRIMLESS 2 lamps	
		COLOUR white gypsum	H (MM) 59 + H Inset
	138x250 246 134 H 117 235	CODE 060-02527	
		MOUNTING HOUSING 150 TRIMLESS 1 lamp	
		COLOUR white gypsum	H (MM) 90 + H Inset
	182x182 178 H ø 154 90	CODE 060-02717	
		MOUNTING HOUSING 150 TRIMLESS 2 lamps	
		COLOUR white gypsum	H (MM) 90 + H Inset
	182x337 333 178 H 156 312	CODE 060-02727	


SUPPLY	
SEE FOLLOWING PRODUCT PAGES FOR SUPPLY SASSO 80 K SASSO 100 K SASSO 150 K PLUS K	

ACCESSORY	
SEE PAGE 121 FOR MORE ACCESSORIES RGB LED Inset Colour and protection filter Lenses and honeycomb louver	













E

Gypsum housing for trimless installation in plasterboard ceilings
 Suitable for plasterboard ceilings from 10-25mm
 Calm ceiling scene by using offset spotlight
 Order SASSO spotlight made of aluminium separately
 Patented ball catch system installs without tools
 Spotlight 355° rotatable and 45° tiltable
 Versions with highly efficient LEDs available with high CRI
 Filters, lenses, louvers (max. 1), RGB-LED inset as accessory

ESP

Carcasa de yeso para empotrado sin bordes en techos de cartón yeso
 Adecuada para techos de cartón yeso de 10-25mm
 Imagen tranquila en el techo mediante reflector emplazado en el interior
 Pedir proyector SASSO de aluminio por separado
 Integrado sin herramientas mediante la patentada captura de esfera
 Reflector girable 355° y orientable 45°
 Versiones con LED de alta eficiencia disponibles con alta reproducción cromática
 Filtros, lentes, louver (máx. 1 unidad), LED-RGB inset como accesorios

RU

Встраиваемый корпус из гипса для безрамочного монтажа
 Для потолков из гипсокартона толщиной 10-25мм
 Мягкая засветка засчет утопленных спотов
 Вставка SASSO, изготавливаемая из алюминия, заказывается отдельно
 Специальное монтажное крепление для легкого монтажа
 Spotlight с возможностью поворота на 355° и наклона на 45°
 Доступны версии с энергоэффективными LED с высоким индексом цветопередачи
 Аксессуары: фильтры, линзы, антислепащие решетки, вставка RGB-LED

INSET 80

		e² LED	SASSO 80 K SPOTLIGHT TYPE 7W LED 460 lm* 9W LED 640 lm* CODE 052-0311###_ 052-0312###_
		e² LED	SASSO 80 K SPOTLIGHT TYPE 1x50W QR-CBC51 1x20W HIPAR51 CODE 052-131301# 052-131601# See page 56 for SASSO 80 spotlights

INSET 100

		e² LED	SASSO 100 K SPOTLIGHT TYPE 7W LED 460 lm* 9W LED 640 lm* 15W LED 1000 lm* CODE 052-0411###_ 052-0412###_ 052-0413###_ See page 58 for SASSO 100 spotlights
--	--	--------------------------	--

INSET 150

		e² LED	SASSO 150 K PLUS SPOTLIGHT TYPE 35W LED 2400 lm* 35W LED emergency 3h CODE 052-0681###_ 052-0681###_NL3 See page 62/68 for SASSO 150 spotlights
--	--	--------------------------	---

LED COLOUR TEMPERATURE

			052-...4... 2700K 052-...5... 3000K 052-...6... 4000K * Luminous Flux (3000K)
--	--	--	---

CONTROL

non dimmable	DIM DALI	052-...1... non dimmable 052-...3... DIM DALI / touch DIM
--------------	----------	--

COLOUR

			052-...6... grey 052-...7... white 052-...8... black 052-...P... white/black (not for SASSO 80 LED)
--	--	--	--

REFLECTOR

			052-...S... spot 14° 052-...M... medium 24° 052-...F... flood 38° Spot not available for SASSO 80
--	--	--	---

MOUNTING


		MOUNTING HOUSING 80 TRIMLESS 1 lamp COLOUR white gypsum H (MM) 47 + H Inset CODE 060-00717
		MOUNTING HOUSING 80 TRIMLESS 2 lamps COLOUR white gypsum H (MM) 47 + H Inset CODE 060-00727
		MOUNTING HOUSING 100 TRIMLESS 1 lamp COLOUR white gypsum H (MM) 59 + H Inset CODE 060-01617
		MOUNTING HOUSING 100 TRIMLESS 2 lamps COLOUR white gypsum H (MM) 59 + H Inset CODE 060-01627
		MOUNTING HOUSING 150 TRIMLESS 1 lamp COLOUR white gypsum H (MM) 90 + H Inset CODE 060-01417
		MOUNTING HOUSING 150 TRIMLESS 2 lamps COLOUR white gypsum H (MM) 90 + H Inset CODE 060-01427

SUPPLY

SEE FOLLOWING PRODUCT PAGES FOR SUPPLY
 SASSO 80 K
 SASSO 100 K
 SASSO 150 K | PLUS K

ACCESSORY


SEE PAGE 121 FOR MORE ACCESSORIES
 RGB LED Inset
 Colour and protection filter
 Lenses and honeycomb louver






► DENTIST DR. HOCHLEITNER, STEPHANSKIRCHEN, GERMANY

Architect: Göke Praxiskonzepte, Düsseldorf
Lighting design: Göke Praxiskonzepte, Düsseldorf




► MAX-PLANCK-INSTITUT, MÜHLHEIM AN DER RUHR

Architect: HPP Henrich-Petschnigg & Partner GmbH + Co KG, Germany
Lighting design: Prof. Peter Andres, Beratende Ingenieure für Lichtplanung, Hamburg













E

Gypsum housing for trimless installation in plasterboard ceilings
 Suitable for plasterboard ceilings from 9-30mm
 Calm ceiling scene by using offset spotlight
 Order SASSO spotlight made of aluminium separately
 Patented ball catch system installs without tools
 Spotlight 355° rotatable and 45° tiltable
 Versions with highly efficient LEDs available with high CRI
 Filters, lenses, louvers (max. 1), RGB-LED inset as accessory

ESP

Carcasa de yeso para empotrado sin bordes en techos de cartón yeso
 Adecuada para techos de cartón yeso de 9-30mm
 Imagen tranquila en el techo mediante reflector emplazado en el interior
 Pedir proyector SASSO de aluminio por separado
 Integrado sin herramientas mediante la patentada captura de esfera
 Reflector girable 355° y orientable 45°
 Versiones con LED de alta eficiencia disponibles con alta reproducción cromática
 Filtros, lentes, louver (máx. 1 unidad), LED-RGB inset como accesorios

RU

Встраиваемый корпус из гипса для безрамочного монтажа
 Для потолков из гипсокартона толщиной 9-30мм
 Мягкая засветка засчет утопленных спотов
 Вставка SASSO, изготавливаемая из алюминия, заказывается отдельно
 Специальное монтажное крепление для легкого монтажа
 Spotlight с возможностью поворота на 355° и наклона на 45°
 Доступны версии с энергоэффективными LED с высоким индексом цветопередачи
 Аксессуары: фильтры, линзы, антислепащие решетки, вставка RGB-LED

INSET 80

		e² LED	SASSO 80 K SPOTLIGHT TYPE 7W LED 460 lm* 9W LED 640 lm* CODE 052-0311###_ 052-0312###_
		e² LED	SASSO 80 K SPOTLIGHT TYPE 1x50W QR-CBC51 1x20W HIPAR51 CODE 052-131301# 052-131601# See page 56 for SASSO 80 spotlights

INSET 100

		e² LED	SASSO 100 K SPOTLIGHT TYPE 7W LED 460 lm* 9W LED 640 lm* 15W LED 1000 lm* CODE 052-0411###_ 052-0412###_ 052-0413###_ See page 58 for SASSO 100 spotlights
--	--	--------------------------	--

INSET 150

		e² LED	SASSO 150 K PLUS SPOTLIGHT TYPE 35W LED 2400 lm* 35W LED emergency 3h CODE 052-0681###_ 052-0681###_NL3 See page 62/68 for SASSO 150 spotlights
--	--	--------------------------	---

LED COLOUR TEMPERATURE

	052-...4... 2700K 052-...5... 3000K 052-...6... 4000K * Luminous Flux (3000K)
--	---

CONTROL

non dimmable 1	DIM DALI 3	052-...1... non dimmable 052-...3... DIM DALI / touch DIM
-------------------	---------------	--

COLOUR

	052-...6... grey 052-...7... white 052-...8... black 052-...P... white/black (not for SASSO 80 LED)
--	--

REFLECTOR

	052-...S... spot 14° 052-...M... medium 24° 052-...F... flood 38° See page 62/68 for SASSO 80
--	---

MOUNTING

		MOUNTING HOUSING 80 TRIMLESS 1 lamp COLOUR white gypsum H (MM) 47 + H Inset CODE 060-02817
		MOUNTING HOUSING 100 TRIMLESS 1 lamp COLOUR white gypsum H (MM) 64 + H Inset CODE 060-02927
		MOUNTING HOUSING 150 TRIMLESS 1 lamp COLOUR white gypsum H (MM) 64 + H Inset CODE 060-03017

SUPPLY

SEE FOLLOWING PRODUCT PAGES FOR SUPPLY
 SASSO 80 K
 SASSO 100 K
 SASSO 150 K | PLUS K

ACCESSORY

SEE PAGE 121 FOR MORE ACCESSORIES
 RGB LED Inset
 Colour and protection filter
 Lenses and honeycomb louver

ADDITIONAL INFORMATION




Use QR-Code for more information

► NESTLÉ SUPER PREMIUM | MÖVENPICK ICE CREAM GALLERY, ZÜRICH

Architect: Concept Consult Design Sàrl, Lausanne
Lighting design: Aebischer et Bovigny, Lausanne








E

Spotlight made of aluminium, 355° rotatable, 35° tiltable
 Version with offset lamp for glare-free illumination
 Mounting set for trimless installation in plasterboard ceilings 8-25mm
 Mounting ring for ceilings from 2-25mm
 Patented ball catch system installs without tools
 Plug connection for control gear of HIT type
 Versions with highly efficient LEDs available with high CRI

ESP

Reflector de aluminio girable 355° y orientable 35°
 Versión con medio lumínico emplazado en el interior para luz sin deslumbramiento
 Set para empotrado sin borde en techos de cartón yeso de 8-25mm
 Anillo de montaje para cielos falsos de 2-25mm
 Integrado sin herramientas mediante la patentada captura de esfera
 Conexión al instrumento operativo de la versión HIT mediante enchufe
 Versiones con LED de alta eficiencia disponibles con alta reproducción cromática

RU

Spotlight из алюминия с возможностью поворота на 355° и наклона на 35°
 Лампа утоплена для противобликового эффекта
 Набор для монтажа в потолки из гипсокартона от 8-25мм
 Монтажное кольцо для потолков толщиной от 2 до 25мм
 Специальное монтажное крепление для легкого монтажа
 Клемная колодка для соединения с балластом
 Доступны версии с энергоэффективными LED с высоким индексом цветопередачи

INSET

		e² LED TYPE 7W LED 460 lm* 9W LED 640 lm* 15W LED 1000 lm*	CODE 052-0321##F 052-0322##F 052-0323##F
		e² LED TYPE 7W LED 460 lm* 9W LED 640 lm*	CODE 052-0311##F 052-0312##F
		SASSO 80 K TYPE 1x50W QR-CBC51	CODE 052-131301#
		SASSO 80 K TYPE 1x20W HIPAR51	CODE 052-131601#
		SASSO 80 KL TYPE 1x50W QR-CBC51	CODE 052-133301#

LED COLOUR TEMPERATURE

4	5	6

* Luminous Flux (3000K | flood)

CONTROL

non dimmable 1	DIM DALI 3
052-.....1_ non dimmable 3_ DIM DALI/ touch DIM	

COLOUR

6	7	8	P

052-.....6_ grey
 7_ white
 8_ black
 P_ white/black (not for SASSO LED)

REFLECTOR

M	F

052-.....M medium 24°
 F flood 38°

MOUNTING

	90 1 8-25 ø 86	MOUNTING SET TRIMLESS for installation in plasterboard ceilings TYPE trimless mounting set CODE 052-1921310
	92 1 2-25 ø 98	MOUNTING RING WITH TRIM for intermediate ceilings COLOUR grey white black CODE 052-1922316 052-1922317 052-1922318

SUPPLY

	ELECTRONIC TRANSFORMER TYPE 70VA/230-240V/12V 105VA/230-240V/12V 150VA/230-240V/12V 70VA/230-240V/12V DIM DALI 105VA/230-240V/12V DIM DALI 150VA/230-240V/12V DIM DALI	L/B/H (MM) 102/51/30 102/51/30 206/45/40 184/37/33 167/42/31 207/46/40	CODE 002-70700 002-71000 002-71500 002-71024 002-71025 002-71515
	HIT CONTROL GEAR UNIT with cable and connector plug TYPE 20W/220-240V electr.	L/B/H (MM) 204/50/32	CODE 002-85020

ACCESSORY


	 230 230 160	MOUNTING HOUSING for exposed concrete TYPE mounting housing CODE 060-00080
	 225 225 135	MOUNTING HOUSING for primed concrete ceilings TYPE standard with channel L/B/H (MM) 225/225/135 460/225/135 CODE 052-1914310 052-1915310 1 use not for LED version
	 1 6 ø 50	LED CHANGING KIT 220-240V TYPE 7W LED 500 lm* 9W LED 700 lm* 15W LED 1100 lm* Ø/H (MM) 50/6 50/6 50/6 CODE 007-7011#16 007-7021#18 007-7031#18 1 1100 lm only available for SASSO 80 S
	SEE PAGE 121 FOR MORE ACCESSORIES Colour and protection filter Lenses and honeycomb louver	

LED COLOUR TEMPERATURE

4	5	6

* Luminous Flux (3000K)





E

Spotlight made of aluminium, 355° rotatable, 35° tiltable
 Changeable reflectors made of pure aluminium with bayonet, 3 beam angles
 Mounting set for trimless installation in plasterboard ceilings 8-25mm
 Mounting ring for ceilings from 2-25mm
 Patented ball catch system installs without tools
 Versions with highly efficient LEDs available with high CRI
 Filters, lenses, louvers, anti glare adapter as accessory (max. 1 piece)

ESP

Reflector de aluminio girable 355° y orientable 35°
 Reflectores intercambiables de alum. puro con bayoneta en 3 ángulos de emisión
 Set para empotrado sin borde en techos de cartón yeso de 8-25mm
 Anillo de montaje para cielos falsos de 2-25mm
 Integradro sin herramientas mediante la patentada captura de esfera
 Versiones con LED de alta eficiencia disponibles con alta reproducción cromática
 Filtros, lentes, louver, tubo amortiguador de luz (máx. 1 ud.) como acces.

RU

Spotlight из алюминия с возможностью поворота на 355° и наклона на 35°
 Сменные отражатели из алюминия, разъем байонет
 3 варианта угла светораспределения
 Набор для монтажа в потолки из гипсокартона от 8-25мм
 Монтажное кольцо для потолков толщиной от 2 до 25мм
 Специальное монтажное крепление для легкого монтажа
 Доступны версии с энергоэффективными LED с высоким индексом цветопередачи
 Фильтры, линзы, антислепящая решетка (макс. 1 шт)

INSET

		e² LED TYPE 7W LED 430 lm* 220-240V	CODE 052-1410###
		e² LED TYPE 7W LED 460 lm* 9W LED 640 lm* 15W LED 1000 lm* 220-240V	CODE 052-0411### 052-0412### 052-0413###
		TYPE 1x50W QT12-LP 12V	CODE 052-141201#
		TYPE 1x20/35/50/70W HIT-CC-CE 220-240V	CODE 052-141701#

LED COLOUR TEMPERATURE

			052-...4... 2700K 5... 3000K 6... 4000K * Luminous Flux (3000K medium/flood)
---	---	---	---

CONTROL

1 non dimmable	3 DIM DALI	052-...1... non dimmable 3... DIM DALI/ touch DIM
----------------	------------	--

COLOUR

				052-...6... grey 7... white 8... black P... white/black
---	---	---	---	--





LED LENS

		052-...S... spot 9° M... medium 16°
---	---	--



REFLECTOR

			052-...S... spot 14° (LED spot 17°) M... medium 24° F... flood 40°
---	---	---	--


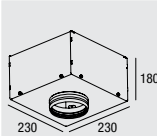

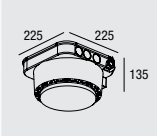

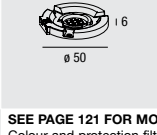
MOUNTING

	110 	MOUNTING SET TRIMLESS for installation in plasterboard ceilings TYPE trimless mounting set CODE 052-1921420
	107 	MOUNTING RING WITH TRIM for intermediate ceilings COLOUR grey white black CODE 052-1922426 052-1922427 052-1922428




SUPPLY

	ELECTRONIC TRANSFORMER TYPE 70VA/230-240V/12V 105VA/230-240V/12V 150VA/230-240V/12V L/B/H (MM) 102/51/30 102/51/30 206/45/40 CODE 002-70700 002-71000 002-71500
	HIT CONTROL GEAR UNIT with cable and connector plug TYPE 20W/220-240V electr. 35W/220-240V electr. 50W/220-240V electr. 70W/220-240V electr. L/B/H (MM) 204/50/32 171/83/32 188/83/35 171/83/32 CODE 002-85020 002-86035 002-86050 002-86070

ACCESSORY

		MOUNTING HOUSING for exposed concrete TYPE mounting housing CODE 052-1913410
		MOUNTING HOUSING for primed concrete ceilings TYPE standard with channel L/B/H (MM) 225/225/135 460/225/135 CODE 052-1914310 052-1915310 I use not for LED version
		LED CHANGING KIT 220-240V TYPE 7W LED 500 lm* 9W LED 700 lm* 15W LED 1100 lm* Ø/H (MM) 50/6 50/6 50/6 CODE 007-7014#18 007-7021#18 007-7031#18 I not for LED lens version
SEE PAGE 121 FOR MORE ACCESSORIES Colour and protection filter Lenses and honeycomb louver		

LED COLOUR TEMPERATURE

			007-...4... 2700K 5... 3000K 6... 4000K * Luminous Flux (3000K)
---	--	---	--

> VIP WING AIRPORT, MUNICH
Architect: Erich Gassmann Tina Altmann Architekten, Munich
Lighting design: Tropp Lighting Design, Weilheim









E

Spotlight made of aluminium, 355° rotatable, 35° tiltable
 Changeable reflectors made of pure aluminium with bayonet, 4 beam angles
 Mounting set for trimless installation in plasterboard ceilings 8-25mm
 Mounting ring for ceilings from 2-25mm
 Patented ball catch system installs without tools
 Plug connection for control gear of HIT type
 Versions with highly efficient LEDs available with high CRI
 Filters, lenses, louvers, anti glare adapter (max. 1 piece), RGB-LED inset as accessory

ESP

Reflector de aluminio girable 355° y orientable 35°
 Reflectores intercambiables de alum. puro con bayoneta en 4 ángulos de emisión
 Set para empotrado sin borde en techos de cartón yeso de 8-25mm
 Anillo de montaje para cielos falsos de 2-25mm
 Integrado sin herramientas mediante la patentada captura de esfera
 Conexión al instrumento operativo de la versión HIT mediante enchufe
 Versiones con LED de alta eficiencia disponibles con alta reproducción cromática
 Filtros, lentes, louver, tubo amortig. de luz (máx. 1), LED-RGB inset como acc.

RU

Spotlight из алюминия с возможностью поворота на 355° и наклона на 35°
 Сменные отражатели из алюминия, разъем байонет, 4 угла светораспределения
 Набор для монтажа в потолки из гипсокартона от 8-25мм
 Монтажное кольцо для потолков толщиной от 2 до 25мм
 Специальное монтажное крепление для легкого монтажа
 Клемная колодка для соединения с балластом
 Доступны версии с энергоэффективными LED с высоким индексом цветопередачи
 Фильтры, линзы, антислепящая решетка, RGB-LED как аксессуары

INSET		e ² LED	
		SASSO 150 K TYPE 14W LED 810 lm*	CODE 052-1610##_
		SASSO 150 K TYPE 1x100W QR-LP 111	H (MM) 150 CODE 052-161201#
		SASSO 150 K TYPE 1x35/50/70W HIT-CE	CODE 052-161801#_
		SASSO 150 K TYPE 1x18W TC-DEL 1x26W TC-DEL	H (MM) 195 215 CODE 052-161421# 052-161431#

LED COLOUR TEMPERATURE	

* Luminous Flux (3000K | medium)

CONTROL	

COLOUR	

LED LENS	

REFLECTOR	

MOUNTING	
	MOUNTING SET TRIMLESS for installation in plasterboard ceilings TYPE trimless mounting set CODE 052-1921610
	MOUNTING RING WITH TRIM for intermediate ceilings COLOUR grey white black CODE 052-1922616 052-1922617 052-1922618


SUPPLY	
	ELECTRONIC TRANSFORMER TYPE 70VA/230-240V/12V 105VA/230-240V/12V 150VA/230-240V/12V L/B/H (MM) 102/51/30 102/51/30 206/45/40 CODE 002-70700 002-71000 002-71500
	HIT CONTROL GEAR UNIT with cable and connector plug TYPE 35W/220-240V electr. 50W/220-240V electr. 70W/220-240V electr. L/B/H (MM) 171/83/32 171/83/32 171/83/32 CODE 002-86035 002-86050 002-86070

ACCESSORY	
	MOUNTING HOUSING for exposed concrete TYPE mounting housing CODE 060-00150
	MOUNTING HOUSING for primed concrete ceilings TYPE mounting housing CODE 052-1916610


SEE PAGE 121 FOR MORE ACCESSORIES
 RGB LED Inset
 Colour and protection filter
 Lenses and honeycomb louver

► **OMG! SHOE STORE, LINZ**
Architect: Design und Bauabteilung Leder & Schuh AG, Mag. Hans Michael Heger, Graz
Lighting design: VEDDER.LICHTMANAGEMENT, Munich









E

Fixed spotlight made of aluminium
 Changeable reflectors made of pure aluminium, 4 beam angles
 Mounting set for trimless installation in plasterboard ceilings 8-25mm
 Mounting ring for ceilings from 2-25mm
 Patented ball catch system installs without tools
 Plug connection for control gear of HIT type
 Filters, lenses, louvers (max. 1), RGB-LED inset as accessory

ESP

Reflector rígido de aluminio
 Reflectores intercambiables de aluminio puro en 4 ángulos de emisión
 Set para empotrado sin borde en techos de cartón yeso de 8-25mm
 Anillo de montaje para cielos falsos de 2-25mm
 Integradado sin herramientas mediante la patentada captura de esfera
 Conexión al instrumento operativo de la versión HIT mediante enchufe
 Filtros, lentes, louver (máx. 1 unidad), LED-RGB inset como accesorios

RU

Фиксированный светильник из алюминия
 Сменные рассеиватели из алюминия, четыре возможных угла освещения
 Набор для монтажа в потолки из гипсокартона от 8 до 25мм
 Монтажное кольцо для потолков толщиной от 2 до 25мм
 Специальное монтажное крепление для легкого монтажа
 Клемная колодка для соединения с балластом
 Аксессуары: фильтры, линзы, антистатические решетки, вставка RGB-LED

INSET

			<p>SASSO 150 S TYPE 1x75W QR-LP 111</p> <p>CODE 060-6519#</p>
			<p>SASSO 150 S TYPE 1x35/50/70W HIT-CE</p> <p>CODE 060-6819#</p>

COLOUR

			<p>060-...6 grey 8 black P white/black</p>
--	--	--	--

REFLECTOR

				<p>060-...S spot 14° M medium 24° F flood 40° W wide flood 60°</p>
--	--	--	--	---

MOUNTING

		<p>MOUNTING SET TRIMLESS for installation in plasterboard ceilings</p> <p>TYPE trimless mounting set</p> <p>CODE 052-1921610</p>
		<p>MOUNTING RING WITH TRIM for intermediate ceilings</p> <p>COLOUR grey white black</p> <p>CODE 052-1922616 052-1922617 052-1922618</p>


SUPPLY

	<p>ELECTRONIC TRANSFORMER</p> <p>TYPE 70VA/230-240V/12V 105VA/230-240V/12V 150VA/230-240V/12V</p> <p>L/B/H (MM) 102/51/30 102/51/30 206/45/40</p> <p>CODE 002-70700 002-71000 002-71500</p>
	<p>HIT CONTROL GEAR UNIT with cable and connector plug</p> <p>TYPE 35W/220-240V electr. 50W/220-240V electr. 70W/220-240V electr.</p> <p>L/B/H (MM) 171/83/32 188/83/35 171/83/32</p> <p>CODE 002-86035 002-86050 002-86070</p>

ACCESSORY

		<p>MOUNTING HOUSING for exposed concrete</p> <p>TYPE mounting housing</p> <p>CODE 060-00150</p>
		<p>MOUNTING HOUSING for primed concrete ceilings</p> <p>TYPE mounting housing</p> <p>CODE 052-1916610</p>

SEE PAGE 121 FOR MORE ACCESSORIES
 RGB LED Inset
 Colour and protection filter
 Lenses and honeycomb louver



SASSO 150 k plus



68



E

Spotlight made of aluminium, 355° rotatable, 45° tiltable
 Changeable reflectors made of pure aluminium with bayonet, 4 beam angles
 Mounting set for trimless installation in plasterboard ceilings 8-25mm
 Mounting ring for ceilings from 2-25mm
 Patented ball catch system installs without tools
 Plug connection for control gear of HIT type
 Versions with highly efficient LEDs available with high CRI
 Filters, lenses, louvers, anti glare adapter (max. 1 piece), RGB-LED inset as accessory

ESP

Reflector de aluminio girable 355° y orientable 45°
 Reflectores intercambiables de alum. puro con bayoneta en 4 ángulos de emisión
 Set para empotrado sin borde en techos de cartón yeso de 8-25mm
 Anillo de montaje para cielos falsos de 2-25mm
 Integrado sin herramientas mediante la patentada captura de esfera
 Conexión al instrumento operativo de la versión HIT mediante enchufe
 Versiones con LED de alta eficiencia disponibles con alta reproducción cromática
 Filtros, lentes, louver, tubo amortig. de luz (máx. 1), LED-RGB inset como acc.

RU

Spotlight из алюминия с возможностью поворота на 355° и наклона на 45°
 Сменные отражатели из алюминия, разъем байонет, 4 угла светораспределения
 Набор для монтажа в потолок из гипсокартона от 8-25мм, Монтажное кольцо для потолка толщиной от 2 до 25мм, специальное монтажное крепление для легкого монтажа, клемная колодка для соединения с балластом
 Доступны версии с энергоэффективными LED с высоким индексом цветопередачи
 Фильтры, линзы, антибликая решетка, RGB-LED как аксессуары

INSET		
		<p>SASSO 150 K PLUS TYPE CODE 35W LED 2400 lm* 052-0681### 35W LED emergency 3h 052-0681###_NL3</p> <p>220-240V </p> <p>180 ø144</p>
		<p>SASSO 150 K PLUS TYPE H (MM) CODE 1x35/50/70W HIT-CE 160 052-168801#_</p> <p>220-240V </p> <p>160 ø144</p>
		<p>SASSO 150 K PLUS TYPE H (MM) CODE 1x50/100W HST-CRI 160 052-168901#_</p> <p>220-240V </p> <p>160 ø144</p>

LED COLOUR TEMPERATURE		
4	5	6
<p>052-...4... 2700K 5... 3000K 6... 4000K</p> <p>* Luminous Flux (3000K flood)</p>		

CONTROL		
non dimmable	DIM DALI	
1	3	
<p>052-...1... non dimmable 3... DIM DALI / touch DIM</p>		

COLOUR		
6	7	8
<p>052-...6... grey 7... white 8... black P... white/black</p>		

REFLECTOR		
S	M	F
<p>052-...S... spot 14° M... medium 24° F... flood 40° W... wide flood 60° (not for LED)</p>		

MOUNTING		
		<p>MOUNTING SET TRIMLESS for installation in plasterboard ceilings TYPE CODE trimless mounting set 052-1921610</p> <p>162 18-25 ø 150</p>
		<p>MOUNTING RING WITH TRIM for intermediate ceilings COLOUR CODE grey 052-1922616 white 052-1922617 black 052-1922618</p> <p>155 18-25 ø 165</p>

SUPPLY		
		<p>HIT CONTROL GEAR UNIT with cable and connector plug TYPE L/B/H (MM) CODE 35W/220-240V electr. 171/83/32 002-86035 50W/220-240V electr. 188/83/35 002-86050 70W/220-240V electr. 171/83/32 002-86070</p>
		<p>HST CONTROL GEAR UNIT with cable and connector plug TYPE L/B/H (MM) CODE 50W/220-240V electr. 134/90/40 002-87050 100W/220-240V electr. 134/90/40 002-87100</p>

ACCESSORY		
		<p>MOUNTING HOUSING for exposed concrete TYPE CODE mounting housing 060-00150</p> <p>210 295 295</p>
		<p>MOUNTING HOUSING for primed concrete ceilings TYPE CODE mounting housing 052-1916610</p> <p>210 ø 310</p>
<p>SEE PAGE 121 FOR MORE ACCESSORIES Colour and protection filter Lenses and honeycomb louver</p>		

ADDITIONAL INFORMATION



Use QR-Code for more information









E

Spotlight made of aluminium, 355° rotatable, 35° tiltable
 Improved glare reduction via offset spotlight
 Mounting set for trimless installation in plasterboard ceilings 8-25mm
 Mounting ring for ceilings from 2-25mm
 Patented ball catch system installs without tools
 Plug connection for control gear of HIT type
 Versions with highly efficient LEDs available with high CRI

ESP

Reflector de aluminio girable 355° y orientable 35°
 Anti deslumbramiento mejorado mediante reflector emplazado en el interior
 Set para empotrado sin borde en techos de cartón yeso de 8-25mm
 Anillo de montaje para cielos falsos de 2-25mm
 Integrido sin herramientas mediante la patentada captura de esfera
 Conexión al instrumento operativo de la versión HIT mediante enchufe
 Versiones con LED de alta eficiencia disponibles con alta reproducción cromática

RU

Spotlight из алюминия с возможностью поворота на 355° и наклона на 35°
 Антибликовый эффект за счет углубления источника освещения
 Набор для монтажа в потолки из гипсокартона от 8-25мм
 Монтажное кольцо для потолков толщиной от 2 до 25мм
 Специальное монтажное крепление для легкого монтажа
 Клемная колодка для соединения с балластом
 Доступны версии с энергоэффективными LED с высоким индексом цветопередачи

INSET		SASSO 80 S		SASSO 80 K		SASSO 80 K		SASSO 80 K	
		e² LED	TYPE 7W LED 460 lm* 9W LED 640 lm* 15W LED 1000 lm*	CODE 052-0321###F 052-0322###F 052-0323###F	e² LED	TYPE 7W LED 460 lm* 9W LED 640 lm*	CODE 052-0311###F 052-0312###F	TYPE 1x50W QR-CBC51	CODE 052-131301#


MOUNTING		MOUNTING SET TRIMLESS		MOUNTING RING WITH TRIM	
		for installation in plasterboard ceilings		for intermediate ceilings	
		COLOUR	OFFSET (MM)	COLOUR	OFFSET (MM)
		white	15	white	13
		black	15	black	13

SUPPLY		ELECTRONIC TRANSFORMER		HIT CONTROL GEAR UNIT	
		TYPE	L/B/H (MM)	with cable and connector plug	
		70VA/230-240V/12V	102/51/30	TYPE	CODE
		105VA/230-240V/12V	102/51/30	20W/220-240V electr.	002-70700
		150VA/230-240V/12V	206/45/40		002-71000
					002-71500

LED COLOUR TEMPERATURE		CONTROL		COLOUR		REFLECTOR	
		052-....4...	2700K	052-....1...	non dimmable	052-....7...	white
		052-....5...	3000K	052-....3...	DIM DALI/ touch DIM	052-....8...	black
		052-....6...	4000K				
			* Luminous Flux (3000K flood)				

ACCESSORY		MOUNTING HOUSING		LED CHANGING KIT	
		for primed concrete ceilings		220-240V	
		TYPE	L/B/H (MM)	TYPE	CODE
		standard	225/225/135	7W LED 500 lm*	50/6 007-7011#18
		with channel	460/225/135	9W LED 700 lm*	50/6 007-7021#18
				15W LED 1100 lm*	50/6 007-7031#18

LED COLOUR TEMPERATURE		SEE PAGE 121 FOR MORE ACCESSORIES	
		007-....4...	2700K
		007-....5...	3000K
		007-....6...	4000K
			* Luminous Flux (3000K)





E

Spotlight made of aluminium, 355° rotatable, 35° tiltable
 Improved glare reduction via offset spotlight
 Changeable reflectors made of pure aluminium with bayonet, 3 beam angles
 Trimless mounting set for plasterboard ceilings 10-25mm
 Mounting ring for ceilings from 2-25mm
 Patented ball catch system installs without tools
 Plug connection for control gear of HIT type
 Filters, lenses, louvers, anti glare adapter as accessory (max. 1 piece)

ESP

Reflector de aluminio girable 355° y orientable 35°
 Anti deslumbramiento mejorado mediante reflector emplazado en el interior
 Reflectores intercambiables de alum. puro con bayoneta en 3 ángulos de emisión
 Set para empotrado sin borde en techos de cartón yeso de 10-25mm
 Anillo de montaje para cielos falsos de 2-25mm
 Integrado sin herramientas mediante la patentada captura de esfera
 Conexión al instrumento operativo de la versión HIT mediante enchufe
 Filtros, lentes, louver, tubo amortiguador de luz (máx. 1ud.) como acces.

RU

Spotlight из алюминия с возможностью поворота на 355° и наклона на 35°
 Антибликовый эффект за счет утапливания источника освещения
 Сменные отражатели из алюминия, разъем байонет, 3 угла светораспределения
 Набор для безрамочного монтажа в потолки из гипсокартона 10-25мм
 Монтажное кольцо для потолков толщиной от 2 до 25мм
 Специальное монтажное крепление для легкого монтажа
 Клемная колодка для соединения с балластом
 Фильтры, линзы, антислепящая решетка (макс. 1 шт)

INSET		SASSO 100 K	
		e² LED TYPE 7W LED 430 lm*	CODE 052-1410#1#_
		e² LED TYPE 7W LED 460 lm* 9W LED 640 lm* 15W LED 1000 lm*	CODE 052-0411###_ 052-0412###_ 052-0413###_
		TYPE 1x50W QT12-LP	CODE 052-141201#_
		TYPE 1x20/35/50/70W HIT-TC-CE	CODE 052-141701#_

MOUNTING		MOUNTING SET TRIMLESS	
	110 	for installation in plasterboard ceilings	
		COLOUR	OFFSET (MM)
		white	13
		black	13
		CODE	
		052-1931427	
		052-1931428	
	107 	MOUNTING RING WITH TRIM for intermediate ceilings	
		COLOUR	OFFSET (MM)
		white	11
		black	11
		CODE	
		052-1932427	
		052-1932428	

SUPPLY		ELECTRONIC TRANSFORMER	
		TYPE	L/B/H (MM)
		70VA/230-240V/12V	102/51/30
		105VA/230-240V/12V	102/51/30
		150VA/230-240V/12V	206/45/40
			CODE
			002-70700
			002-71000
			002-71500
		70VA/230-240V/12V DIM DALI	184/37/33
		105VA/230-240V/12V DIM DALI	167/42/31
		150VA/230-240V/12V DIM DALI	207/46/40
			CODE
			002-71024
			002-71025
			002-71515
		HIT CONTROL GEAR UNIT with cable and connector plug	
		TYPE	L/B/H (MM)
		20W/220-240V electr.	204/50/32
		35W/220-240V electr.	171/83/32
		50W/220-240V electr.	188/83/35
		70W/220-240V electr.	171/83/32
			CODE
			002-85020
			002-86035
			002-86050
			002-86070

LED COLOUR TEMPERATURE	
	052-...4... 2700K 5... 3000K 6... 4000K
	* Luminous Flux (3000K medium/flood)

CONTROL	
	052-...1... non dimmable 3... DIM DALI/ touch DIM

COLOUR	
	052-...7... white 8... black

LED LENS	
	052-...S... spot 9° M... medium 16°

REFLECTOR	
	052-...S... spot 14° (not for LED version) M... medium 24° F... flood 40°

ACCESSORY		LED CHANGING KIT 220-240V	
	16 	TYPE	Ø/H (MM)
		7W LED 500 lm*	50/6
		9W LED 700 lm*	50/6
		15W LED 1100 lm*	50/6
			CODE
			007-7011#18
			007-7021#18
			007-7031#18
		SEE PAGE 121 FOR MORE ACCESSORIES	
		Colour and protection filter	
		Lenses and honeycomb louver	

LED COLOUR TEMPERATURE	
	007-...4... 2700K 5... 3000K 6... 4000K
	* Luminous Flux (3000K)



SASSO 150 k offset



76



E

Spotlight made of aluminium, 355° rotatable, 35° tiltable
 Improved glare reduction via offset spotlight
 Changeable reflectors made of pure aluminium with bayonet, 4 beam angles
 Mounting set for trimless installation in plasterboard ceilings 8-25mm
 Mounting ring for ceilings from 2-25mm
 Patented ball catch system installs without tools
 Plug connection for control gear of HIT type
 Filters, lenses, louvers, anti glare adapter (max. 1 piece), RGB-LED inset as accessory

ESP

Reflector de aluminio girable 355° y orientable 35°
 Anti deslumbramiento mejorado mediante reflector emplazado en el interior
 Reflectores intercambiables de alum. puro con bayoneta en 4 ángulos de emisión
 Set para empotrado sin borde en techos de cartón yeso de 8-25mm
 Anillo de montaje para cielos falsos de 2-25mm
 Integrado sin herramientas mediante la patentada captura de esfera
 Conexión al instrumento operativo de la versión HIT mediante enchufe
 Filtros, lentes, louver, tubo amortig. de luz (máx. 1), LED-RGB inset como acc.

RU

Spotlight из алюминия с возможностью поворота на 355° и наклона на 35°
 Антибликовый эффект за счет утапливания источника освещения
 Сменные отражатели из алюминия, разъем байонет, 4 угла светораспределения
 Набор для монтажа в потолки из гипсокартона от 8-25мм
 Монтажное кольцо для потолков толщиной от 2 до 25мм
 Специальное монтажное крепление для легкого монтажа
 Клемная колодка для соединения с балластом
 Фильтры, линзы, антислепящая решетка, RGB-LED как аксессуары

INSET

		e² LED	SASSO 150 K TYPE 14W LED 810 lm*	CODE 052-1610###
			SASSO 150 K TYPE 1x100W QR-LP 111	CODE 052-161201#
			SASSO 150 K TYPE 1x35/50/70W HIT-CE	CODE 052-161801#
			SASSO 150 K TYPE 1x18W TC-DEL 1x26W TC-DEL	H (MM) 225 245 CODE 052-161421# 052-161431#

LED COLOUR TEMPERATURE

4	5	6	052-...4... 2700K 5... 3000K 6... 4000K
---	---	---	---

* Luminous Flux (3000K | medium)

CONTROL

1 non dimmable	3 DIM DALI	052-...1... non dimmable 3... DIM DALI/ touch DIM
----------------	------------	--

COLOUR

7	8	052-...7... white 8... black
---	---	---------------------------------

LED LENS

S	M	052-...S... spot 9° M... medium 16°
---	---	--

REFLECTOR

S	M	F	W	052-...S... spot 14° M... medium 24° F... flood 40° W... wide flood 60°
---	---	---	---	--

MOUNTING

		MOUNTING SET TRIMLESS for installation in plasterboard ceilings
		COLOUR OFFSET (MM) CODE white 29 052-1931617 black 29 052-1931618
		MOUNTING RING WITH TRIM for intermediate ceilings
		COLOUR OFFSET (MM) CODE white 29 052-1932617 black 29 052-1932618

SUPPLY

	ELECTRONIC TRANSFORMER	
	TYPE 70VA/230-240V/12V 105VA/230-240V/12V 150VA/230-240V/12V	L/B/H (MM) 102/51/30 102/51/30 206/45/40
	70VA/230-240V/12V DIM DALI 105VA/230-240V/12V DIM DALI 150VA/230-240V/12V DIM DALI	CODE 002-70700 002-71000 002-71500 002-71024 002-71025 002-71515
	HIT CONTROL GEAR UNIT with cable and connector plug	
	TYPE 35W/220-240V electr. 50W/220-240V electr. 70W/220-240V electr.	L/B/H (MM) 171/83/32 188/83/35 171/83/32
		CODE 002-86035 002-86050 002-86070


ACCESSORY


	SEE PAGE 121 FOR MORE ACCESSORIES RGB LED Inset Colour and protection filter Lenses and honeycomb louver
--	--

ADDITIONAL INFORMATION



Use QR-Code for more information







SASSO 100 ball



80



E

Spotlight made of aluminium, 355° rotatable, 35° tiltable
 Changeable reflectors made of pure aluminium, 3 beam angles
 Trimless mounting set for plasterboard ceilings 10-25mm
 Mounting ring for ceilings from 2-20mm
 Patented ball catch system installs without tools
 Plug connection for control gear of HIT type
 Versions with highly efficient LEDs available with high CRI
 Toolless mounting of filters, lenses, louvers, as accessories (max. 1)

ESP

Reflector de aluminio girable 355° y orientable 35°
 Reflectores intercambiables de aluminio puro en 3 ángulos de emisión
 Set para empotrado sin borde en techos de cartón yeso de 10-25mm
 Anillo de montaje para cielos falsos de 2-20mm
 Integrado sin herramientas mediante la patentada captura de esfera
 Conexión al instrumento operativo de la versión HIT mediante enchufe
 Versiones con LED de alta eficiencia disponibles con alta reproducción cromática
 Integración sin herramientas de filtros, lentes, louveres, como acces. (máx. 1ud)

RU

Spotlight из алюминия с возможностью поворота на 355° и наклона на 35°
 Сменные рассеиватели из алюминия, три возможных угла освещения
 Набор для безрамочного монтажа в потолки из гипсокартона 10-25мм
 Монтажное кольцо для потолков толщиной от 2 до 20мм
 Специальное монтажное крепление для легкого монтажа
 Клемная колодка для соединения с балластом
 Доступны версии с энергоэффективными LED с высоким индексом цветопередачи
 Аксессуары: цветные фильтры, линзы, антистатические решетки (1 шт.)

INSET				
		e² LED	SASSO 100 BALL TYPE 7W LED 430 lm*	CODE 052-1460###
			SASSO 100 BALL TYPE 1x50W QT12-LP	CODE 052-146201#
			SASSO 100 BALL TYPE 1x20/35/50/70W HIT-TC-CE	CODE 052-146701#

LED COLOUR TEMPERATURE		
4	5	6
052-...4... 2700K		052-...5... 3000K
		052-...6... 4000K
* Luminous Flux (3000K flood)		

CONTROL		
non dimmable	DIM DALI	
1	3	
052-...1... non dimmable		052-...3... DIM DALI / touch DIM

COLOUR		
4	6	7
052-...4... chrome		052-...6... grey
		052-...7... white
		052-...8... black

LED LENSE		
S	M	F
052-...S... spot 9°		052-...M... medium 16°
		052-...F... flood 36°
		052-...W... wide flood 45°

REFLECTOR		
S	M	F
052-...S... spot 14°		052-...M... medium 24°
		052-...F... flood 40°

MOUNTING		
		MOUNTING SET TRIMLESS for installation in plasterboard ceilings
		TYPE trimless mounting set
		CODE 052-1921420
		MOUNTING RING WITH TRIM for intermediate ceilings
		COLOUR grey white black
		CODE 052-1922426 052-1922427 052-1922428

SUPPLY		
	ELECTRONIC TRANSFORMER	
	TYPE	L/B/H (MM)
	70VA/230-240V/12V	102/51/30
	105VA/230-240V/12V	102/51/30
	150VA/230-240V/12V	206/45/40
	70VA/230-240V/12V DIM DALI	184/37/33
	105VA/230-240V/12V DIM DALI	167/42/31
	150VA/230-240V/12V DIM DALI	207/46/40
	CODE	
		002-70700
		002-71000
		002-71500
		002-71024
		002-71025
		002-71515
	HIT CONTROL GEAR UNIT with cable and connector plug	
	TYPE	L/B/H (MM)
	20W/220-240V electr.	204/50/32
	35W/220-240V electr.	171/83/32
	50W/220-240V electr.	188/83/35
	70W/220-240V electr.	171/83/32
	CODE	
		002-86020
		002-86035
		002-86050
		002-86070

ACCESSORY		
		MOUNTING HOUSING for exposed concrete
		TYPE mounting housing
		L/B/H (MM) 230/230/180
		CODE 052-1913410
		MOUNTING HOUSING for primed concrete ceilings
		TYPE standard with channel
		L/B/H (MM) 225/225/135 460/225/135
		CODE 052-1914310 052-1915310
SEE PAGE 121 FOR MORE ACCESSORIES		
Colour and protection filter Lenses and honeycomb louver		



SASSO 150 ball



82



E

Spotlight made of aluminium, 355° rotatable, 35° tiltable
 Changeable reflectors made of pure aluminium, 4 beam angles
 Trimless mounting set for plasterboard ceilings 10-25mm
 Mounting ring for ceilings from 2-20mm
 Patented ball catch system installs without tools
 Plug connection for control gear of HIT type
 Versions with highly efficient LEDs available with high CRI
 Filters, lenses, louvers (max. 1), RGB-LED inset as accessory

ESP

Reflector de aluminio girable 355° y orientable 35°
 Reflectores intercambiables de aluminio puro en 4 ángulos de emisión
 Set para empotrado sin borde en techos de cartón yeso de 10-25mm
 Anillo de montaje para cielos falsos de 2-20mm
 Integrado sin herramientas mediante la patentada captura de esfera
 Conexión al instrumento operativo de la versión HIT mediante enchufe
 Versiones con LED de alta eficiencia disponibles con alta reproducción cromática
 Filtros, lentes, louver (máx. 1 unidad), LED-RGB inset como accesorios

RU

Spotlight из алюминия с возможностью поворота на 355° и наклона на 35°
 Сменные рассеиватели из алюминия, четыре возможных угла освещения
 Набор для безрамочного монтажа в потолки из гипсокартона 10-25мм
 Монтажное кольцо для потолков толщиной от 2 до 20мм
 Специальное монтажное крепление для легкого монтажа
 Клемная колодка для соединения с балластом
 Доступны версии с энергоэффективными LED с высоким индексом цветопередачи
 Аксессуары: фильтры, линзы, антистатические решетки, вставка RGB-LED

INSET		
		<p>SASSO 150 BALL TYPE 14W LED 810 lm* CODE 052-1660##_</p> <p>e² LED</p> <p>220-240V</p>
		<p>SASSO 150 BALL TYPE 1x100W QR-LP 111 CODE 052-166201#</p> <p>QR-LP 111 153</p> <p>12V</p>
		<p>SASSO 150 BALL TYPE 1x35/50/70W HIT-CE CODE 052-166801#_</p> <p>HIT-CE 612</p> <p>220-240V</p>

LED COLOUR TEMPERATURE		
4	5	6
<p>052-...4... 2700K 5... 3000K 6... 4000K</p> <p>* Luminous Flux (3000K flood)</p>		

CONTROL		
non dimmable	DIM DALI	
1	3	
<p>052-...1... non dimmable 3... DIM DALI/ touch DIM</p>		

COLOUR		
4	6	7
<p>052-...4... chrome 6... grey 7... white 8... black</p>		

LED LENSE		
S	M	F
<p>052-...S... spot 9° M... medium 16° F... flood 36° W... wide flood 45°</p>		

REFLECTOR		
S	M	F
<p>052-...S... spot 14° M... medium 24° F... flood 40° W... wide flood 60°</p>		

MOUNTING		
		<p>MOUNTING SET TRIMLESS for installation in plasterboard ceilings TYPE trimless mounting set CODE 052-1921610</p>
		<p>MOUNTING RING WITH TRIM for intermediate ceilings COLOUR grey white black CODE 052-1922616 052-1922617 052-1922618</p>


SUPPLY		
	<p>ELECTRONIC TRANSFORMER TYPE 70VA/230-240V/12V 105VA/230-240V/12V 150VA/230-240V/12V</p>	<p>L/B/H (MM) 102/51/30 102/51/30 206/45/40</p> <p>CODE 002-70700 002-71000 002-71500</p>
	<p>HIT CONTROL GEAR UNIT with cable and connector plug TYPE 35W/220-240V electr. 50W/220-240V electr. 70W/220-240V electr.</p>	<p>L/B/H (MM) 171/83/32 188/83/35 171/83/32</p> <p>CODE 002-86035 002-86050 002-86070</p>

ACCESSORY		
		<p>MOUNTING HOUSING for exposed concrete TYPE mounting housing L/B/H (MM) 295/295/210 CODE 060-00150</p>
<p>SEE PAGE 121 FOR MORE ACCESSORIES RGB LED Inset Colour and protection filter Lenses and honeycomb louver</p>		

► LAURÉL SHOWROOM, MUNICH

Architect: PLAN2PLUS design, Ralf Peter Knobloch – Tina Aßmann, Munich








E

Spotlight made of aluminium, 355° rotatable, 35° tiltable
 Offset lamp for glare-free illumination
 Changeable reflectors made of pure aluminium, 2 beam angles
 Trimless mounting set for plasterboard ceilings 10-25mm
 Mounting ring for ceilings from 2-20mm
 Patented ball catch system installs without tools
 Plug connection for control gear of HIT type
 Versions with highly efficient LEDs available with high CRI

ESP

Reflector de aluminio girable 355° y orientable 35°
 Medio lumínico emplazado en el interior para luz sin deslumbramiento
 Reflectores intercambiables de aluminio puro en 2 ángulos de emisión
 Set para empotrado sin borde en techos de cartón yeso de 10-25mm
 Anillo de montaje para cielos falsos de 2-20mm
 Integrado sin herramientas mediante la patentada captura de esfera
 Conexión al instrumento operativo de la versión HIT mediante enchufe
 Versiones con LED de alta eficiencia disponibles con alta reproducción cromática

RU

Spotlight из алюминия с возможностью поворота на 355° и наклона на 35°
 Антибликовый эффект за счет утопленного источника освещения
 Сменные рассеиватели из алюминия, три возможных угла освещения
 Набор для безрамочного монтажа в потолки из гипсокартона 10-25мм
 Монтажное кольцо для потолков толщиной от 2 до 20мм
 Специальное монтажное крепление для легкого монтажа
 Клемная колодка для соединения с балластом
 Доступны версии с энергоэффективными LED с высоким индексом цветопередачи

INSET

		e² LED SASSO 100 R TYPE 4W LED 430 lm* CODE 052-1450#1#
		SASSO 100 R TYPE 1x35W QR-CBC51 CODE 052-145301#
		SASSO 100 R TYPE 1x20W HIPAR51 CODE 052-145601#
		SASSO 100 L TYPE 1x35W QR-CBC51 CODE 052-144301#
		SASSO 100 L TYPE 1x20W HIPAR51 CODE 052-144601#
		SASSO 100 S TYPE 1x35W QR-CBC51 not tiltable CODE 052-142301#

LED COLOUR TEMPERATURE

			052-...4... 2700K 5... 3000K 6... 4000K * Luminous Flux (3000K medium)
--	--	--	---

COLOUR

			052-...6... grey 7... white 8... black
--	--	--	--

LED LENS

		052-...S... spot 8° M... medium 20°
--	--	--

MOUNTING


	 110 102 18-25	MOUNTING SET TRIMLESS for installation in plasterboard ceilings TYPE trimless mounting set CODE 052-1921420
	 107 112 12-25	MOUNTING RING WITH TRIM for intermediate ceilings COLOUR grey white black CODE 052-1922426 052-1922427 052-1922428


SUPPLY

	ELECTRONIC TRANSFORMER TYPE 70VA/230-240V/12V 105VA/230-240V/12V 150VA/230-240V/12V 70VA/230-240V/12V DIM DALI 105VA/230-240V/12V DIM DALI 150VA/230-240V/12V DIM DALI	L/B/H (MM) 102/51/30 102/51/30 206/45/40 184/37/33 167/42/31 207/46/40	CODE 002-70700 002-71000 002-71500 002-71024 002-71025 002-71515
	HIT CONTROL GEAR UNIT with cable and connector plug TYPE 20W/220-240V electr.	L/B/H (MM) 204/50/32	CODE 002-85020

ACCESSORY

	 230 230 180	MOUNTING HOUSING for exposed concrete TYPE mounting housing L/B/H (MM) 230/230/180 CODE 052-1913410
	 225 225 135	MOUNTING HOUSING for primed concrete ceilings TYPE standard with channel L/B/H (MM) 225/225/135 460/225/135 CODE 052-1914310 052-1915310
	SEE PAGE 121 FOR MORE ACCESSORIES RGB LED Inset Colour and protection filter Lenses and honeycomb louver	









E

Spotlight made of aluminium, 355° rotatable, 35° tiltable
 Offset lamp for glare-free illumination
 Changeable reflectors made of pure aluminium, 3 beam angles
 Trimless mounting set for plasterboard ceilings 10-25mm
 Mounting ring for ceilings from 2-20mm
 Patented ball catch system installs without tools
 Plug connection for control gear of HIT type
 Versions with highly efficient LEDs available with high CRI

ESP

Reflector de aluminio girable 355° y orientable 35°
 Medio lumínico emplazado en el interior para luz sin deslumbramiento
 Reflectores intercambiables de aluminio puro en 3 ángulos de emisión
 Set para empotrado sin borde en techos de cartón yeso de 10-25mm
 Anillo de montaje para cielos falsos de 2-20mm
 Integrado sin herramientas mediante la patentada captura de esfera
 Conexión al instrumento operativo de la versión HIT mediante enchufe
 Versiones con LED de alta eficiencia disponibles con alta reproducción cromática

RU

Spotlight из алюминия с возможностью поворота на 355° и наклона на 35°
 Антибликовый эффект за счет утопленного источника освещения
 Сменные рассеиватели из алюминия, три возможных угла освещения
 Набор для безрамочного монтажа в потолки из гипсокартона 10-25мм
 Монтажное кольцо для потолков толщиной от 2 до 20мм
 Специальное монтажное крепление для легкого монтажа
 Клемная колодка для соединения с балластом
 Доступны версии с энергоэффективными LED с высоким индексом цветопередачи

INSET

		e² LED	SASSO 150 R SPOTLIGHT TYPE 7W LED 430 lm* CODE 052-1650##_
		QR-LP 111 653	SASSO 150 R SPOTLIGHT TYPE 1x50W QR-LP 111 CODE 052-165201#
		QR-LP 111 653	SASSO 150 L SPOTLIGHT TYPE 1x50W QR-LP 111 CODE 052-164201#
		HIT-TC-CE 68,5	SASSO 150 R SPOTLIGHT TYPE 1x20/35/50/70W HIT-TC-CE CODE 052-165701#
		HIT-TC-CE 68,5	SASSO 150 L SPOTLIGHT TYPE 1x20/35/50/70W HIT-TC-CE CODE 052-164701#

LED COLOUR TEMPERATURE

4	5	6

052-...4... 2700K
 5... 3000K
 6... 4000K
 * Luminous Flux (3000K | medium)

CONTROL

non dimmable	DIM DALI
1	3

052-...1... non dimmable
 3... DIM DALI/ touch DIM

COLOUR

6	7	8

052-...6... grey
 7... white
 8... black

LED LENS

S	M

052-...S... spot 9°
 M... medium 16°

REFLECTOR

S	M	F

052-...S... spot 14°
 M... medium 24°
 F... flood 40°

MOUNTING

		MOUNTING SET TRIMLESS for installation in plasterboard ceilings TYPE trimless mounting set CODE 052-1921610
		MOUNTING RING WITH TRIM for intermediate ceilings COLOUR grey white black CODE 060-01596 060-01597 060-01598

SUPPLY


	ELECTRONIC TRANSFORMER		
	TYPE	L/B/H (MM)	CODE
	70VA/230-240V/12V	102/51/30	002-70700
	105VA/230-240V/12V	102/51/30	002-71000
	150VA/230-240V/12V	206/45/40	002-71500
	70VA/230-240V/12V DIM DALI	184/37/33	002-71024
	105VA/230-240V/12V DIM DALI	167/42/31	002-71025
	150VA/230-240V/12V DIM DALI	207/46/40	002-71515
	HIT CONTROL GEAR UNIT with cable and connector plug		
	TYPE	L/B/H (MM)	CODE
	20W/220-240V electr.	204/50/32	002-85020
	35W/220-240V electr.	171/83/32	002-86035
	50W/220-240V electr.	188/83/35	002-86050
	70W/220-240V electr.	171/83/32	002-86070

ACCESSORY

		MOUNTING HOUSING for exposed concrete TYPE mounting housing L/B/H (MM) 295/295/210 CODE 060-00150
--	--	---

SEE PAGE 121 FOR MORE ACCESSORIES
 RGB LED Inset
 Colour and protection filter
 Lenses and honeycomb louver









E

Spotlight made of aluminium, 35° tiltable
 Offset lamp for glare-free illumination
 Mounting ring for ceilings from 2-25mm
 Installation possible without additional mounting set via flat springs
 Plug connection for control gear of HIT type
 Versions with highly efficient LEDs available with high CRI

ESP

Reflector de aluminio orientable 35°
 Medio lumínico emplazado en el interior para luz sin deslumbramiento
 Anillo de montaje para cielos falsos de 2-25mm
 Instalación posible sin set de montaje adicional mediante muelles de láminas
 Conexión al instrumento operativo de la versión HIT mediante enchufe
 Versiones con LED de alta eficiencia disponibles con alta reproducción cromática

RU

Spotlight из алюминия с возможностью поворота на 35°
 Антибликовый эффект за счет утопленного источника освещения
 Монтажное кольцо для потолков толщиной от 2 до 25мм
 Установка без доп. монтажного набора благодаря пружинному креплению
 Клемная колодка для соединения с балластом
 Доступны версии с энергоэффективными LED с высоким индексом цветопередачи

INSET			
	85 		CLAX 80 S TYPE 1x50W QR-CBC51 CODE 052-2613017
	85 		CLAX 80 S TYPE 1x20W HIPAR51 CODE 052-2616017
	85 		CLAX 80 K TYPE 7W LED 460 lm* 9W LED 640 lm* CODE 052-2661##7 052-2662##7
	85 		CLAX 80 K TYPE 1x50W QR-CBC51 CODE 052-2653017
	85 		CLAX 80 K TYPE 1x20W HIPAR51 CODE 052-2656017

SUPPLY			
	ELECTRONIC TRANSFORMER		
	TYPE	L/B/H (MM)	CODE
	70VA/230-240V/12V	102/51/30	002-70700
	105VA/230-240V/12V	102/51/30	002-71000
	150VA/230-240V/12V	206/45/40	002-71500
	70VA/230-240V/12V DIM DALI	184/37/33	002-71024
	105VA/230-240V/12V DIM DALI	167/42/31	002-71025
	150VA/230-240V/12V DIM DALI	207/46/40	002-71515
	HIT CONTROL GEAR UNIT with cable and connector plug		
	TYPE	L/B/H (MM)	CODE
	20W/220-240V electr.	204/50/32	002-85020

ACCESSORY			
	MOUNTING HOUSING for primed concrete ceilings		
	TYPE	L/B/H (MM)	CODE
	standard	225/225/135	052-1914310
	with channel	460/225/135	052-1915310


LED COLOUR TEMPERATURE			
4	5	6	
			052-...4... 2700K 5... 3000K 6... 4000K * Luminous Flux (3000K flood)

CONTROL			
1	3		
non dimmable	DIM DALI		052-...1... non dimmable 3... DIM DALI/ touch DIM

REFLECTOR			
M	F		
			052-...M... medium 24° E... flood 38°

► VIP WING AIRPORT, MUNICH

Architect: Erich Gassmann Tina Aßmann Architekten, Munich
Lighting design: Tropp Lighting Design, Weilheim




E

Ball shaped spotlight made of aluminium, 355° rotatable, 25° tiltable
 Surface in chrome, white or black high gloss
 Changeable reflectors made of pure aluminium, 4 beam angles
 Trimless mounting set for plasterboard ceilings 10-25mm
 Mounting ring for ceilings from 2-20mm
 Patented ball catch system installs without tools
 Plug connection for control gear of HIT type
 Versions with highly efficient LEDs available with high CRI

ESP

Reflector de aluminio en forma de esfera, girable 355°, orientable 25°
 Superficie en cromo, blanco o negro extra brillante
 Reflectores intercambiables de aluminio puro en 4 ángulos de emisión
 Set para empotrado sin borde en techos de cartón yeso de 10-25mm
 Anillo de montaje para cielos falsos de 2-20mm
 Integrado sin herramientas mediante la patentada captura de esfera
 Conexión al instrumento operativo de la versión HIT mediante enchufe
 Versiones con LED de alta eficiencia disponibles con alta reproducción cromática

RU

Шарообразный SPOT из алюминия, 355° вращения, 25° наклона
 Отделка: хром, белый глянцевый или черный глянцевый
 Сменные рассеиватели из алюминия, четыре возможных угла освещения
 Набор для безрамочного монтажа в потолки из гипсокартона 10-25мм
 Монтажное кольцо для потолков толщиной от 2 до 20мм
 Специальное монтажное крепление для легкого монтажа
 Клемная колодка для соединения с балластом
 Доступны версии с энергоэффективными LED с высоким индексом цветопередачи

INSET

		e² LED KICK ME TYPE 14W LED 810 lm* CODE 052-1670##M
		KICK ME TYPE 1x75W QR-LP 111 CODE 052-167201#
		KICK ME TYPE 1x35/50/70W HIT-CE CODE 052-167801#

LED COLOUR TEMPERATURE

			052-...4... 2700K 5... 3000K 6... 4000K * Luminous Flux (3000K medium)
--	--	--	---

CONTROL

non dimmable 1	DIM DALI 3	052-...1... non dimmable 3... DIM DALI/ touch DIM
-------------------	---------------	--

COLOUR

			052-...4... chrome 7... white high gloss 8... black high gloss
--	--	--	--

REFLECTOR

				052-...S... spot 14° M... medium 24° F... flood 40° W... wide flood 60°
--	--	--	--	--

MOUNTING

	162 18-25 ø 150	MOUNTING SET TRIMLESS for installation in plasterboard ceilings TYPE trimless mounting set CODE 052-1921610
	155 18-25 ø 165	MOUNTING RING WITH TRIM for intermediate ceilings COLOUR grey white black CODE 052-1922616 052-1922617 052-1922618

SUPPLY


	ELECTRONIC TRANSFORMER TYPE 70VA/230-240V/12V 105VA/230-240V/12V 150VA/230-240V/12V 70VA/230-240V/12V DIM DALI 105VA/230-240V/12V DIM DALI 150VA/230-240V/12V DIM DALI	L/B/H (MM) 102/51/30 102/51/30 206/45/40 184/37/33 167/42/31 207/46/40	CODE 002-70700 002-71000 002-71500 002-71024 002-71025 002-71515
	HIT CONTROL GEAR UNIT with cable and connector plug TYPE 35W/220-240V electr. 50W/220-240V electr. 70W/220-240V electr.	L/B/H (MM) 171/83/32 188/83/35 171/83/32	CODE 002-86035 002-86050 002-86070

ACCESSORY

	 295 295 210	MOUNTING HOUSING for exposed concrete TYPE mounting housing L/B/H (MM) 295/295/210 CODE 060-00150
	 225 225 135	MOUNTING HOUSING for primed concrete ceilings TYPE standard with channel L/B/H (MM) 225/225/135 460/225/135 CODE 052-1914310 052-1915310
	SEE PAGE 121 FOR MORE ACCESSORIES Colour and protection filter	

ADDITIONAL INFORMATION


Version with 3-phase track upon request




E

Luminaire housing of sheet steel, spotlight made of aluminium
 Surface white or black, semi-gloss
 Spotlight gimbal mounted, tilttable up to 25°
 Trimless mounting set for plasterboard ceilings 10/12,5/15/20/25mm
 Trimless mounting housing for concrete installation and for primed concrete ceilings
 Plug connection for control gear of HIT type
 Filters, lenses, louvers (max. 1), RGB-LED inset as accessory

ESP

Carcasa de chapa de acero, reflector de aluminio
 Superficie en blanco o negro seda mate
 Reflector posicionado a la cardán, orientable hasta 25°
 Set para empotrado sin borde en techos de cartón yeso de 10/12,5/15/20/25mm
 Carcasa para empotrado sin borde en hormigón o en techos emplastecidos
 Conexión al instrumento operativo de la versión HIT mediante enchufe
 Filtros, lentes, louver (máx. 1 unidad), LED-RGB inset como accesorios

RU

Корпус светильника из листовой стали, spotlight из алюминия
 Полуматовая поверхность белого или черного цвета
 Spotlight из алюминия с возможностью наклона до 25°
 Набор для безрамочного монтажа 10/12,5/15/20/25мм
 Корпус для безрамочного монтажа в бетон
 Клемная колодка для соединения с балластом
 Аксессуары: фильтры, линзы, антиклеящие решетки, вставка RGB-LED

INSET

		MITO 80 1 lamp TYPE 1x35W QR-CBC51	CODE 052-631301#
		MITO 80 1 lamp TYPE 1x20W HIPAR51	CODE 052-631601#
		MITO 80 2 lamps TYPE 2x35W QR-CBC51	CODE 052-632301#
		MITO 80 2 lamps TYPE 2x20W HIPAR51	CODE 052-632601#
		MITO 80 3 lamps TYPE 3x35W QR-CBC51	CODE 052-633301#
		MITO 80 3 lamps TYPE 3x20W HIPAR51	CODE 052-633601#

COLOUR


052-.....P white
 8 black

MOUNTING

		MOUNTING SET TRIMLESS for installation in plasterboard ceilings
		TYPE L/B/H (MM) CODE
		1 lamp 92/92/48 052-2921317
		2 lamps 172/92/48 052-292317
		3 lamps 251/92/48 052-2923317


SUPPLY

	ELECTRONIC TRANSFORMER
	TYPE L/B/H (MM) CODE
	70VA/230-240V/12V 102/51/30 002-70700
	105VA/230-240V/12V 102/51/30 002-71000
	150VA/230-240V/12V 206/45/40 002-71500
	70VA/230-240V/12V DIM DALI 184/37/33 002-71024
	105VA/230-240V/12V DIM DALI 167/42/31 002-71025
	150VA/230-240V/12V DIM DALI 207/46/40 002-71515
	HIT CONTROL GEAR UNIT with cable and connector plug
	TYPE L/B/H (MM) CODE
	20W/220-240V electr. 204/50/32 002-85020


ACCESSORY

	MOUNTING HOUSING for exposed or primed concrete ceilings
	TYPE L/B/H (MM) CODE
	1 lamp 423/140/150 052-2901310
	2 lamps 423/220/150 052-2902310
	3 lamps 423/300/150 052-2903310
	RGB LED INSET 3 3x1,1W 24V DC XAL-BUS
	LED COLOUR BEAM CODE
	RGB super spot 6° 055-28996V
	RGB spot 15° 055-28996S
	RGB medium 24° 055-28996M
	RGB wide flood 80° 055-28996W
	Use only with spotlight for QR-CBC51 GU5,3 Order XAL DMX power control unit separately See page 121 for more details
	SEE PAGE 121 FOR MORE ACCESSORIES Colour and protection filter Lenses and honeycomb louver








E

Luminaire housing of sheet steel, spotlight made of aluminium
 Surface white or black, semi-gloss
 Spotlight gimbal mounted, tiltable up to 35°
 Changeable reflectors made of pure aluminium with bayonet, 3 beam angles
 Trimless mounting set for plasterboard ceilings 10/12,5/15/20/25mm
 Trimless mounting housing for concrete installation and for primed concrete ceilings
 Plug connection for control gear of HIT type

ESP

Carcasa de chapa de acero, reflector de aluminio
 Superficie en blanco o negro seda mate
 Reflector posicionado a la cardán, orientable hasta 35°
 Reflectores intercambiables de alum. puro con bayoneta en 3 ángulos de emisión
 Set para empotrado sin borde en techos de cartón yeso de 10/12,5/15/20/25mm
 Carcasa para empotrado sin borde en hormigón o en techos emplastecidos
 Conexión al instrumento operativo de la versión HIT mediante enchufe

RU

Корпус светильника из листовой стали, spotlight из алюминия
 Полуматовая поверхность белого или черного цвета
 Spotlight с возможностью наклона до 35°
 Сменные отражатели из алюминия, разъем байонет, 3 угла светораспределения
 Набор для безрамочного монтажа 10/12,5/15/20/25мм
 Корпус для безрамочного монтажа в бетон
 Клемная колодка для соединения с балластом

INSET

		MITO 120 1 lamp TYPE 1x50W QT12-LP CODE 052-641201#_
		MITO 120 1 lamp TYPE 1x20/35/50W HIT-TC-CE CODE 052-641701#_
		MITO 120 2 lamps TYPE 2x50W QT12-LP CODE 052-642201#_
		MITO 120 2 lamps TYPE 2x20/35/50W HIT-TC-CE CODE 052-642701#_

COLOUR

		052-.....P_ white 8_ black
--	--	-------------------------------

REFLECTOR

			052-.....S_ spot 14° M_ medium 24° F_ flood 40°
--	--	--	---

MOUNTING


		MOUNTING SET TRIMLESS for installation in plasterboard ceilings TYPE L/B/H (MM) CODE 1 lamp 127/127/48 052-2921417 2 lamps 229/127/48 052-2922417
--	--	---

SUPPLY

	ELECTRONIC TRANSFORMER TYPE L/B/H (MM) CODE 70VA/230-240V/12V 102/51/30 002-70700 105VA/230-240V/12V 102/51/30 002-71000 150VA/230-240V/12V 206/45/40 002-71500 70VA/230-240V/12V DIM DALI 184/37/33 002-71024 105VA/230-240V/12V DIM DALI 167/42/31 002-71025 150VA/230-240V/12V DIM DALI 207/46/40 002-71515
	HIT CONTROL GEAR UNIT with cable and connector plug TYPE L/B/H (MM) CODE 20W/220-240V electr. 204/50/32 002-85020 35W/220-240V electr. 171/83/32 002-86035 50W/220-240V electr. 188/83/35 002-86050


ACCESSORY

		MOUNTING HOUSING for exposed or primed concrete ceilings TYPE L/B/H (MM) CODE 1 lamp 473/170/175 052-2901410 2 lamps 473/272/175 052-2902410
	SEE PAGE 121 FOR MORE ACCESSORIES Colour and protection filter Lenses and honeycomb louver	








E

Luminaire housing of sheet steel, spotlight made of aluminium
 Surface white or black, semi-gloss
 Spotlight gimbal mounted, tiltable up to 30°
 Changeable reflectors made of pure aluminium with bayonet, 4 beam angles
 Trimless mounting set for plasterboard ceilings 10/12,5/15/20/25mm
 Trimless mounting housing for concrete installation and for primed concrete ceilings
 Plug connection for control gear of HIT type
 Filters, lenses, louvers, anti glare adapter (max. 1 piece), RGB-LED inset as accessory

ESP

Carcasa de chapa de acero, reflector de aluminio
 Superficie en blanco o negro seda mate
 Reflector posicionado a la cardán, orientable hasta 30°
 Reflectores intercambiables de alum. puro con bayoneta en 4 ángulos de emisión
 Set para empotrado sin borde en techos de cartón yeso de 10/12,5/15/20/25mm
 Carcasa para empotrado sin borde en hormigón o en techos emplastecidos
 Conexión al instrumento operativo de la versión HIT mediante enchufe
 Filtros, lentes, louver, tubo amortig. de luz (máx. 1), LED-RGB inset como acc.

RU

Корпус светильника из листовой стали, spotlight из алюминия
 Полуматовая поверхность белого или черного цвета
 Spotlight с возможностью наклона до 30°
 Сменные отражатели из алюминия, разъем байонет, 4 угла светораспределения
 Набор для безрамочного монтажа 10/12,5/15 /20/25мм
 Корпус для безрамочного монтажа в бетон
 Клемная колодка для соединения с балластом
 Фильтры, линзы, антибликующая решетка, RGB-LED как аксессуары

INSET

			MITO 150 1 lamp TYPE 1x75W QR-LP 111 CODE 052-651201#
			MITO 150 1 lamp TYPE 1x35/50/70W HIT-CE CODE 052-651801#
			MITO 150 2 lamps TYPE 2x75W QR-LP 111 CODE 052-652201#
			MITO 150 2 lamps TYPE 2x35/50/70W HIT-CE CODE 052-652801#
			MITO 150 3 lamps TYPE 3x75W QR-LP 111 CODE 052-653201#
			MITO 150 3 lamps TYPE 3x35/50/70W HIT-CE CODE 052-653801#

COLOUR

		052-.....P_ white 8_ black
--	--	-------------------------------

REFLECTOR

				052-.....S spot 14° M medium 24° F flood 40° W wide flood 60°
--	--	--	--	--

MOUNTING

		MOUNTING SET TRIMLESS for installation in plasterboard ceilings TYPE L/B/H (MM) CODE 1 lamp 164/164/48 052-2921517 2 lamps 312/164/48 052-2922517 3 lamps 458/164/48 052-2923517
--	--	---

SUPPLY

	ELECTRONIC TRANSFORMER TYPE L/B/H (MM) CODE 70VA/230-240V/12V 102/51/30 002-70700 105VA/230-240V/12V 102/51/30 002-71000 150VA/230-240V/12V 206/45/40 002-71500 70VA/230-240V/12V DIM DALI 184/37/33 002-71024 105VA/230-240V/12V DIM DALI 167/42/31 002-71025 150VA/230-240V/12V DIM DALI 207/46/40 002-71515
	HIT CONTROL GEAR UNIT with cable and connector plug TYPE L/B/H (MM) CODE 35W/220-240V electr. 171/83/32 002-86035 50W/220-240V electr. 188/83/35 002-86050 70W/220-240V electr. 171/83/32 002-86070

ACCESSORY

		MOUNTING HOUSING QR-LP111 for exposed or primed concrete ceilings TYPE L/B/H (MM) CODE 1 lamp 433/220/145 052-2907510 2 lamps 433/368/145 052-2908510
		MOUNTING HOUSING HIT-CE G12 for exposed or primed concrete ceilings TYPE L/B/H (MM) CODE 1 lamp 433/220/190 052-2901510 2 lamps 433/368/190 052-2902510
		RGB LED INSET 12 12x1,1W 24V DC XAL-BUS LED COLOUR BEAM CODE RGB super spot 6° 055-27096V RGB spot 15° 055-27096S RGB medium 24° 055-27096M RGB wide flood 80° 055-27096W
		Use only with spotlight for QR-LP111 G53 Order XAL DMX power control unit separately See page 121 for more details SEE PAGE 121 FOR MORE ACCESSORIES Colour and protection filter Lenses and honeycomb louver

ADDITIONAL INFORMATION


Use QR-Code for more information





► FASHION STORE, LISBON

Architect: amAsociados, Barcelona
Lighting Design: Lightlab, Lisbon / amAsociados, Barcelona




E

Luminaire housing of sheet steel, spotlight made of aluminium
 Surface white or black, semi-gloss
 Frame made of sheet steel in chrome, grey, black or white
 Spotlight gimbal mounted, tiltable up to 25°
 Trimless mounting housing for concrete installation and for primed concrete ceilings
 Plug connection for control gear of HIT type
 Filters, lenses, louvers (max. 1), RGB-LED inset as accessory

ESP

Carcasa de chapa de acero, reflector de aluminio
 Superficie en blanco o negro seda mate
 Marco de chapa de acero en cromo, gris, negro o blanco
 Reflector posicionado a la cardán, orientable hasta 25°
 Carcasa para empotrado sin borde en hormigón o en techos emplastecidos
 Conexión al instrumento operativo de la versión HIT mediante enchufe
 Filtros, lentes, louver (máx. 1 unidad), LED-RGB inset como accesorios


RU

Корпус светильника из листовой стали, spotlight из алюминия
 Полуматовая поверхность белого или черного цвета
 Рамка изготовлена из листовой стали, цвета: хром, серый, черный или белый
 Spotlight из алюминия с возможностью наклона до 25°
 Корпус для безрамочного монтажа в бетон
 Клемная колодка для соединения с балластом
 Аксессуары: фильтры, линзы, антиклепающие решетки, вставка RGB-LED

TYPE			
	95x95 130 110 110	QR-CBC51 GU5.3	MITO FRAME 100 1 lamp TYPE 1x35W QR-CBC51 CODE 052-635301#
	95x95 130 110 110	HIPAR51 GX10	MITO FRAME 100 1 lamp TYPE 1x20W HIPAR51 CODE 052-635601#
	100x175 130 110 195	QR-CBC51 GU5.3	MITO FRAME 100 2 lamps TYPE 2x35W QR-CBC51 CODE 052-636301#
	100x175 130 110 195	HIPAR51 GX10	MITO FRAME 100 2 lamps TYPE 2x20W HIPAR51 CODE 052-636601#
COLOUR			
4	6	P	8

SUPPLY			
	ELECTRONIC TRANSFORMER TYPE 70VA/230-240V/12V 105VA/230-240V/12V 150VA/230-240V/12V 70VA/230-240V/12V DIM DALI 105VA/230-240V/12V DIM DALI 150VA/230-240V/12V DIM DALI	L/B/H (MM) 102/51/30 102/51/30 206/45/40 184/37/33 167/42/31 207/46/40	CODE 002-70700 002-71000 002-71500 002-71024 002-71025 002-71515
	HIT CONTROL GEAR UNIT with cable and connector plug TYPE 20W/220-240V electr.	L/B/H (MM) 204/50/32	CODE 002-85020
ACCESSORY			
	MOUNTING HOUSING for exposed or primed concrete ceilings TYPE 1 lamp 2 lamps	L/B/H (MM) 423/140/160 423/220/160	CODE 052-2901610 052-2902610
	RGB LED INSET 3 3x1,1W 24V DC XAL-BUS LED COLOUR RGB RGB RGB RGB	BEAM super spot 6° spot 15° medium 24° wide flood 80°	CODE 055-28996V 055-28996S 055-28996M 055-28996W
	Use only with spotlight for QR-CBC51 GU5.3 Order XAL DMX power control unit separately See page 121 for more details		
	SEE PAGE 121 FOR MORE ACCESSORIES Colour and protection filter Lenses and honeycomb louver		




E

Luminaire housing of sheet steel, spotlight made of aluminium
 Surface white or black, semi-gloss
 Frame made of sheet steel in chrome, grey, black or white
 Spotlight gimbal mounted, tiltable up to 35°
 Changeable reflectors made of pure aluminium with bayonet, 3 beam angles
 Trimless mounting housing for concrete installation and for primed concrete ceilings
 Plug connection for control gear of HIT type
 Filters, lenses, louvers, anti glare adapter as accessory (max. 1 piece)

ESP

Carcasa de chapa de acero, reflector de aluminio
 Superficie en blanco o negro seda mate
 Marco de chapa de acero en cromo, gris, negro o blanco
 Reflector posicionado a la cardán, orientable hasta 35°
 Reflectores intercambiables de alum. puro con bayoneta en 3 ángulos de emisión
 Carcasa para empotrado sin borde en hormigón o en techos emplastecidos
 Conexión al instrumento operativo de la versión HIT mediante enchufe
 Filtros, lentes, louver, tubo amortiguador de luz (máx. 1ud.) como acces.

RU

Корпус светильника из листовой стали, spotlight из алюминия
 Полуматовая поверхность белого или черного цвета
 Рамка изготовлена из листовой стали, цвета: хром, серый, черный или белый
 Spotlight с возможностью наклона до 35°
 Сменные отражатели из алюминия, разъем байонет, 3 угла светораспределения
 Корпус для безрамочного монтажа в бетон
 Клемная колодка для соединения с балластом
 Фильтры, линзы, антибликующая решетка (макс. 1 шт)

TYPE

	136x136 165 152 152	QT12-LP G16.35 12V	MITO FRAME 140 1 lamp TYPE 1x50W QT12-LP	CODE 052-645201#
	136x136 165 152 152	HIT-TC-CE G8.5 220-240V	MITO FRAME 140 1 lamp TYPE 1x20/35/50W HIT-TC-CE	CODE 052-645701#
	143x234 165 152 254	QT12-LP G16.35 12V	MITO FRAME 140 2 lamps TYPE 2x50W QT12-LP	CODE 052-646201#
	143x234 165 152 254	HIT-TC-CE G8.5 220-240V	MITO FRAME 140 2 lamps TYPE 2x20/35/50W HIT-TC-CE	CODE 052-646701#

COLOUR


052-.....4 chrome/black
 6 grey/black
 P white
 8 black

REFLECTOR


052-.....S spot 14°
 M medium 24°
 F flood 40°

SUPPLY


ELECTRONIC TRANSFORMER		L/B/H (MM)	CODE
TYPE			
70VA/230-240V/12V		102/51/30	002-70700
105VA/230-240V/12V		102/51/30	002-71000
150VA/230-240V/12V		206/45/40	002-71500
70VA/230-240V/12V DIM DALI		184/37/33	002-71024
105VA/230-240V/12V DIM DALI		167/42/31	002-71025
150VA/230-240V/12V DIM DALI		207/46/40	002-71515
HIT CONTROL GEAR UNIT with cable and connector plug			
TYPE		L/B/H (MM)	CODE
20W/220-240V electr.		204/50/32	002-85020
35W/220-240V electr.		171/83/32	002-86035
50W/220-240V electr.		188/83/35	002-86050

ACCESSORY

MOUNTING HOUSING		L/B/H (MM)	CODE
for exposed or primed concrete ceilings			
TYPE			
1 lamp		473/170/192	052-2901710
2 lamps		473/272/192	052-2902710
SEE PAGE 121 FOR MORE ACCESSORIES			
Colour and protection filter Lenses and honeycomb louver			

► PHARMACY ROTHLAUER, GRAZ
Architect: FUCHS - das architekturbüro, Graz




E

Luminaire housing of sheet steel, spotlight made of aluminium
 Surface white or black, semi-gloss
 Frame made of sheet steel in chrome, grey, black or white
 Spotlight gimbal mounted, tiltable up to 30°
 Changeable reflectors made of pure aluminium with bayonet, 4 beam angles
 Trimless mounting housing for concrete installation and for primed concrete ceilings
 Plug connection for control gear of HIT type
 Filters, lenses, louvers, anti glare adapter (max. 1 piece), RGB-LED inset as accessory

ESP

Carcasa de chapa de acero, reflector de aluminio
 Superficie en blanco o negro seda mate
 Marco de chapa de acero en cromo, gris, negro o blanco
 Reflector posicionado a la cardán, orientable hasta 30°
 Reflectores intercambiables de alum. puro con bayoneta en 4 ángulos de emisión
 Carcasa para empotrado sin borde en hormigón o en techos emplastecidos
 Conexión al instrumento operativo de la versión HIT mediante enchufe
 Filtros, lentes, louver, tubo amortig. de luz (máx. 1), LED-RGB inset como acc.

RU

Корпус светильника из листовой стали, spotlight из алюминия
 Полуматовая поверхность белого или черного цвета
 Рамка изготовлена из листовой стали, цвета: хром, серый, черный или белый
 Spotlight с возможностью наклона до 30°
 Сменные отражатели из алюминия, разъем байонет, 4 угла светораспределения
 Корпус для безрамочного монтажа в бетон
 Клемная колодка для соединения с балластом
 Фильтры, линзы, антибликующая решетка, RGB-LED как аксессуары

TYPE

	175x175 145 201 201	QR-LP 111 G53 12V	MITO FRAME 200 1 lamp TYPE 1x75W QR-LP 111	CODE 052-655201#
	175x175 190 201 201	HIT-CE G12 220-240V	MITO FRAME 200 1 lamp TYPE 1x35/50/70W HIT-CE	CODE 052-655801#
	185x317 145 201 349	QR-LP 111 G53 12V	MITO FRAME 200 2 lamps TYPE 2x75W QR-LP 111	CODE 052-656201#
	185x317 190 201 349	HIT-CE G12 220-240V	MITO FRAME 200 2 lamps TYPE 2x35/50/70W HIT-CE	CODE 052-656801#

COLOUR


052-.....4 chrome/black
 6 grey/black
 P white
 8 black

REFLECTOR


052-.....S spot 14°
 M medium 24°
 F flood 40°
 W wide flood 60°

SUPPLY

ELECTRONIC TRANSFORMER		L/B/H (MM)	CODE
TYPE	70VA/230-240V/12V	102/51/30	002-70700
	105VA/230-240V/12V	102/51/30	002-71000
	150VA/230-240V/12V	206/45/40	002-71500
	70VA/230-240V/12V DIM DALI	184/37/33	002-71024
	105VA/230-240V/12V DIM DALI	167/42/31	002-71025
	150VA/230-240V/12V DIM DALI	207/46/40	002-71515

HIT CONTROL GEAR UNIT with cable and connector plug		L/B/H (MM)	CODE
TYPE	35W/220-240V electr.	171/83/32	002-86035
	50W/220-240V electr.	188/83/35	002-86050
	70W/220-240V electr.	171/83/32	002-86070

ACCESSORY

MOUNTING HOUSING QR-LP 111 for exposed or primed concrete ceilings		L/B/H (MM)	CODE
TYPE	1 lamp	433/220/155	052-2907810
	2 lamps	433/368/155	052-2908810

MOUNTING HOUSING HIT-CE G12 for exposed or primed concrete ceilings		L/B/H (MM)	CODE
TYPE	1 lamp	433/220/200	052-2901810
	2 lamps	433/368/200	052-2902810


RGB LED INSET 12x1,1W 24V DC XAL-BUS		BEAM	CODE
LED COLOUR	RGB	super spot 6°	055-27096V
	RGB	spot 15°	055-27096S
	RGB	medium 24°	055-27096M
	RGB	wide flood 80°	055-27096W


Use only with spotlight for QR-LP111 G53
 Order XAL DMX power control unit separately
 See page 121 for more details


SEE PAGE 121 FOR MORE ACCESSORIES
 Colour and protection filter
 Lenses and honeycomb louver

ADDITIONAL INFORMATION


Use QR-Code for more information









E

Luminaire housing made of sheet steel varnished black or white
 Frame made of sheet steel in chrome, grey, black or white
 Offset lamp for glare-free illumination
 Version with asymmetric light distribution, 20°
 Mounting housing for concrete installation available
 LED version with 4,5W, available in 3000K

ESP

Carcasa de chapa de acero barnizada negra o blanca
 Marco de chapa de acero en cromo, gris, negro o blanco
 Medio luminico emplazado en el interior para luz sin deslumbramiento
 Versión con características de emisión asimétrica, 20°
 Carcasa para empotrado en hormigón disponible como accesorio
 Versión LED con 4,5W, disponible en color de luz 3000K

RU

Корпус светильника из листовой стали. Цвета: лакированный белый/черный
 Рамка изготовлена из листовой стали, цвета: хром, серый, черный или белый
 Антибликовый эффект за счет утолщенного источника освещения
 Вариант с асимметричным распределением света 20°
 Монтажный короб для монтажа в бетон заказывается отдельно
 Светодиодная версия 4,5 Вт, цветовая температура 3000К

TYPE			
	71x71 	90 82 82 	<p>NO NAME TYPE QR-LP51 1x50W QR-LP51</p> <p>CODE 020-6004#</p>
	71x71 	106 82 82 	<p>NO NAME TYPE LED GU10 1x4,5W LED 3000K</p> <p>CODE 020-6003#</p> <p>i beam angle 35°</p>
	71x71 	85 82 82 	<p>NO NAME asymmetric TYPE QR-LP51 1x50W QR-LP51</p> <p>CODE 020-6005#</p>

COLOUR	
	4 chrome/black
	6 grey/black
	7 white
	8 black

SUPPLY			
	<p>ELECTRONIC TRANSFORMER TYPE 70VA/230-240V/12V 105VA/230-240V/12V 150VA/230-240V/12V</p>	<p>L/B/H (MM) 102/51/30 102/51/30 206/45/40</p>	<p>CODE 002-70700 002-71000 002-71500</p>
	<p>70VA/230-240V/12V DIM DALI 105VA/230-240V/12V DIM DALI 150VA/230-240V/12V DIM DALI</p>	<p>184/37/33 167/42/31 207/46/40</p>	<p>CODE 002-71024 002-71025 002-71515</p>

ACCESSORY		
		<p>MOUNTING HOUSING for exposed concrete TYPE mounting housing</p> <p>L/B/H (MM) 420/78/120</p> <p>CODE 052-2911010</p>
		<p>MOUNTING HOUSING for primed concrete ceilings TYPE standard with channel</p> <p>Ø/L/H (MM) 160/160/133 160/270/133</p> <p>CODE 052-2941010 052-2951010</p>



ACCESSORIES OVERVIEW

					COLOUR FILTERS 50MM	COLOUR LOUVER 50MM	COLOUR FILTERS 70MM	COLOUR LOUVER 70MM	COLOUR FILTERS 105MM	COLOUR LOUVER 105MM	COLOUR FILTERS 146MM	RGB LED INSET 3	RGB LED INSET 12	LED CHANGING KIT
INVISIBLE ROUND 80														
INVISIBLE ROUND 100		e ² LED												
INVISIBLE ROUND 150		e ² LED												
INVISIBLE RETRO 80														
INVISIBLE RETRO 100		e ² LED												
INVISIBLE RETRO 150		e ² LED												
INVISIBLE SQUARE 80														
INVISIBLE SQUARE 100		e ² LED												
INVISIBLE SQUARE 150		e ² LED												
BUBBLE 80														
BUBBLE 100		e ² LED												
BUBBLE 150		e ² LED												
SASSO 80 K SASSO 80 K OFFSET														
SASSO 100 K SASSO 100 K OFFSET SASSO 100 K BALL		e ² LED												
SASSO 100 L SASSO 100 R														
SASSO 150 K SASSO 150 K PLUS SASSO 150 K OFFSET SASSO 150 K BALL		e ² LED												
SASSO 150 L SASSO 150 R														
CLAX 80 S K														
KICK ME														
MITO 80 MITO FRAME 100														
MITO 120 MITO FRAME 140														
MITO 150 MITO FRAME 200														

RGB LED INSET | CONTROL UNIT

		<p>RGB LED INSET 3 3x1W 24V DC XAL-BUS</p> <p>LED COLOUR BEAM CODE</p> <p>RGB super spot 6° 055-28996V</p> <p>RGB spot 15° 055-28996S</p> <p>RGB medium 24° 055-28996M</p> <p>RGB wide flood 80° 055-28996W</p> <p>Use only with spotlight for QR-CBC51 GU5.3 Order XAL DMX power control unit separately</p>
		<p>RGB LED INSET 12 12x1W 24V DC XAL-BUS</p> <p>LED COLOUR BEAM CODE</p> <p>RGB super spot 6° 055-27096V</p> <p>RGB spot 15° 055-27096S</p> <p>RGB medium 24° 055-27096M</p> <p>RGB wide flood 80° 055-27096W</p> <p>Use only with spotlight for QR-LP111 G53 Order XAL DMX power control unit separately</p>

E
Inset with 3x or 12x1,1W high-performance LEDs and optic lenses Available with beam angles 6°, 15°, 24° or 80°
Can be installed in luminaires for QR-CBC 51 or QR-LP111
Integrated cooling unit for optimised thermal control
Power feed and bus connection over RJ12 plug

ESP
Inset de 3x o 12x1,1W LED RGB de alto rendimiento, con lentes Ópticas disponibles para ángulos de emisión de 6°, 15°, 24° o 80°
Montaje posible para QR-CBC51 o QR-LP111 en todas las luminarias
Disipador integrado para el control óptimo de la temperatura
Alimentación y conexión al bus a través de enchufe RJ12

RU
Вставка 3х или 12х 1,1W мощных LED с оптической линзой
Возможные углы светового пучка: 6°, 15°, 24° или 80°
Установка возможна во все светильники для ламп QR-CBC 51 или QR-LP111
Встроенное охлаждение для регулировки температуры
Подача питания и подключение через разъем RJ12

XAL DMX POWER CONTROL UNIT | PUSH BUTTON UNIT

		<p>XAL DMX POWER CONTROL UNIT 24V DC</p> <p>TYPE L/B/H (MM) CODE</p> <p>24V 350mA 107/69/18 002-51017</p> <p>4x RGB LED Inset 3 1x RGB LED Inset 12</p>
		<p>XAL DMX PUSH BUTTON UNIT 24V DC</p> <p>TYPE L/B/H (MM) CODE</p> <p>Push-button DMX 112/47/25 002-51015</p>
		<p>CONNECTION CABLE for RGB interior lights</p> <p>TYPE L (M) CODE</p> <p>XBK1 6x0,6mm² RJ12 1 002-51901</p> <p>XBK3 6x0,6mm² RJ12 3 002-51903</p> <p>XBK6 6x0,6mm² RJ12 6 002-51906</p> <p>XBK10 6x0,6mm² RJ12 10 002-51910</p> <p>XBK15 6x0,6mm² RJ12 15 002-51915</p> <p>XBK50 6x0,6mm² RJ12 50 002-51950</p>

E
Controller unit for control of RGB High-performance LED
DMX-output for DMX components, external converter
Input for external DMX-controller

ESP
Unidad de control de LED RGB de alto rendimiento
Salida DMX para más componentes DMX, transformador externo
Entrada para controlador DMX externo

RU
RGB контроллер для мощных LED
Вывод для компонентов DMX, внешний конвертор
Вводное устройство для внешнего DMX контроллера

COLOUR AND PROTECTION FILTER

COLOUR AND PROTECTION FILTERS				LENSES AND HONEYCOMB LOUVER			
TYPE	Ø/H (MM)	CODE		TYPE	Ø/H (MM)	CODE	
dichroic colour filter	50/3	006-92211		Sculpture lens	50/3	006-92217	
dichroic colour filter	50/3	006-92212		Flood lens clear	50/3	006-92218	
dichroic colour filter	50/3	006-92213		Honeycomb louver	50/3	006-93112	
dichroic colour filter	50/3	006-92214					
UV protection filter	50/3	006-92215					
IR protection filter	50/3	006-92216					
COLOUR AND PROTECTION FILTERS				LENSES AND HONEYCOMB LOUVER			
TYPE	Ø/H (MM)	CODE		TYPE	Ø/H (MM)	CODE	
dichroic colour filter	70/3	006-92201		Sculpture lens	70/3	006-92227	
dichroic colour filter	70/3	006-92202		Flood lens clear	70/3	006-92228	
dichroic colour filter	70/3	006-92203		Honeycomb louver	65/3	006-93113	
dichroic colour filter	70/3	006-92204					
UV protection filter	70/3	006-92205					
IR protection filter	70/3	006-92206					
COLOUR AND PROTECTION FILTERS for HIT-CE				LENSES AND HONEYCOMB LOUVER for HIT-CE			
TYPE	Ø/H (MM)	CODE		TYPE	Ø/H (MM)	CODE	
dichroic colour filter	105/3	006-92231		Sculpture lens	105/3	006-92237	
dichroic colour filter	105/3	006-92232		Flood lens clear	105/3	006-92238	
dichroic colour filter	105/3	006-92233		Honeycomb louver	96/4	006-93132	
dichroic colour filter	105/3	006-92234					
UV protection filter	105/3	006-92235					
IR protection filter	105/3	006-92236					
COLOUR AND PROTECTION FILTERS for QR-LP 111				LENSES AND HONEYCOMB LOUVER for QR-LP 111			
TYPE	Ø/H (MM)	CODE		TYPE	Ø/H (MM)	CODE	
dichroic colour filter	105/3	006-92231#		Sculpture lens	105/3	006-92237#	
dichroic colour filter	105/3	006-92232#		Flood lens clear	105/3	006-92238#	
dichroic colour filter	105/3	006-92233#		Honeycomb louver	105/3	006-93132#	
dichroic colour filter	105/3	006-92234#					
UV protection filter	105/3	006-92235#					
IR protection filter	105/3	006-92236#					

COLOUR

006-... S grey
W white
B black

S W B

ANTI-GLARE ADAPTOR

	<p>ANTI-GLARE ADAPTOR for SASSO 100 K MITO 120 MITO FRAME 140</p> <p>TYPE Ø/H (MM) CODE</p> <p>white 65° 70/44 005-07077</p> <p>black 65° 70/44 005-07078</p> <p>white 70/44 005-07087</p> <p>black 70/44 005-07088</p>
	<p>ANTI-GLARE ADAPTOR for SASSO 150 K (PLUS) MITO 150 MITO FRAME 200</p> <p>TYPE Ø/H (MM) CODE</p> <p>white 65° 106/65 005-07107</p> <p>black 65° 106/65 005-07108</p> <p>white 106/65 005-07117</p> <p>black 106/65 005-07118</p>